



# NATHANI HEIGHTS

---

MUMBAI CENTRAL



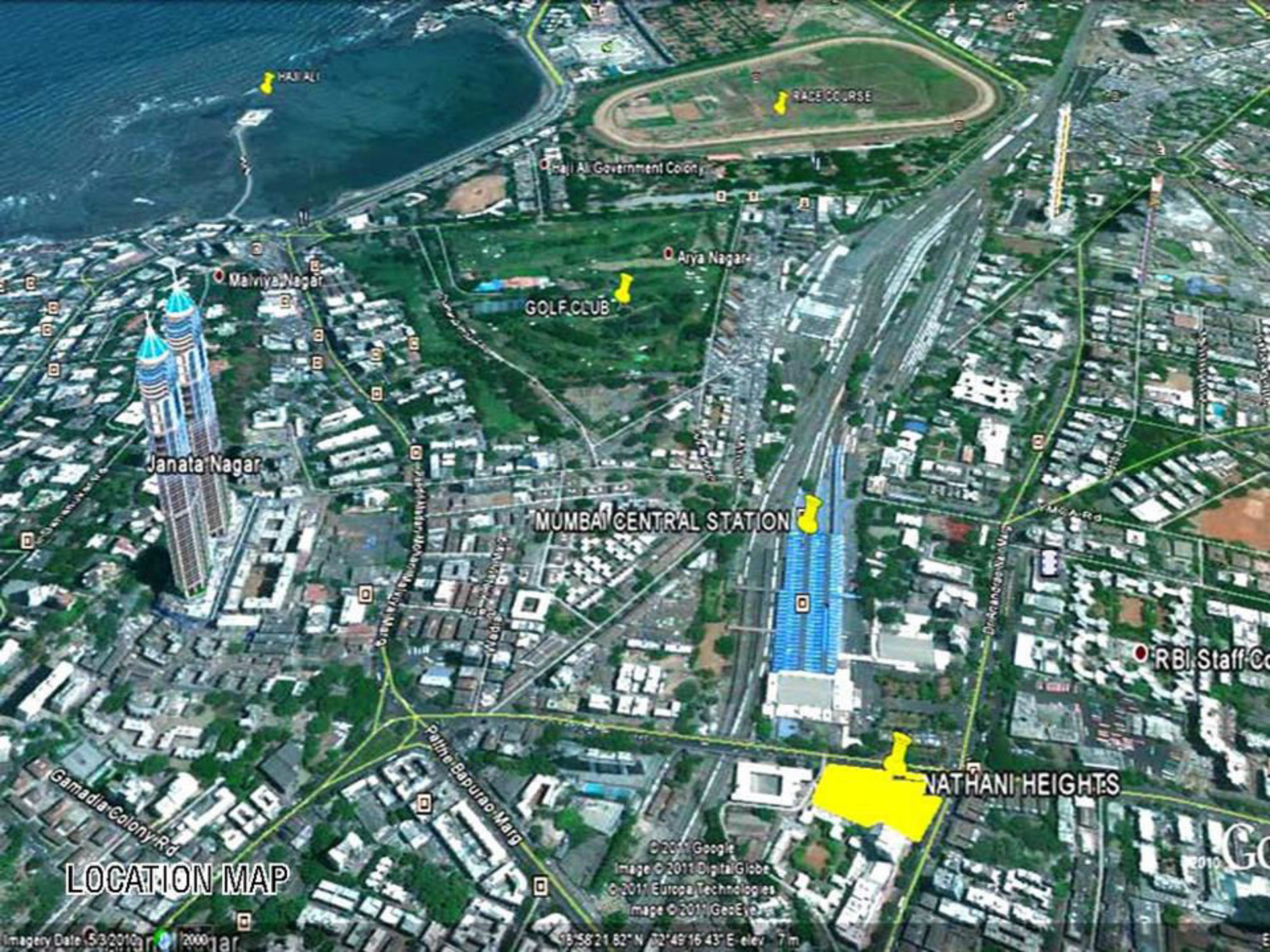
# NATHANI HEIGHTS

MUMBAI CENTRAL





STEP INTO THE WORLD  
OF  
SUPERIOR LUXURY



**LOCATION MAP**

**MUMBAI CENTRAL STATION**

**NATHANI HEIGHTS**

© 2011 Google  
Image © 2011 DigitalGlobe  
© 2011 Europa Technologies  
Image © 2011 GeoEye

16°58'21.82"N 72°49'16.43"E elev. 7m

Imagery Date: 5/3/2010

2000

GO

# THE TEAM BEHIND NATHANI HEIGHTS

## **GAMMON INDIA, INDIA**

### **Main Civil Contractor**

Gammon India is the Main Civil Contractor for Nathani Heights in technical collaboration with Brookfield Multiplex. Gammon India is amongst the largest physical infrastructure construction companies in India.

Prominent Projects: Runwal Elegante (Mumbai ), Whispering Towers (Mumbai).

## **BROOKFIELD MULTIPLEX, AUSTRALIA**

### **The Technical Advisors**

A leading global contractor, with a lofty experience of five decades, Brookfield Multiplex builds, engineers, maintains and operates property and infrastructure assets. It is spread across 8 Countries and offers its services to Middle East, Asia, Europe and Canada.

Prominent Projects: The Pinnacle (London - 288 metres), Index (Dubai - 326 metres).

## **SKYLINE ARCHITECTS, INDIA**

### **Architectural Consultant**

Skyline Architects has been consistently designing superlative structures, based on the foundations of excellence and creative innovation across all spectrum's of architectural construction, be it a civic structure, residential complex or a commercial space.



### **THORNTON TOMASETTI, NEW YORK**

#### **Structural Consultant**

Thornton Tomasetti is a leader in engineering design, investigation and analysis. The company has clients in over 50 countries and offers invaluable services over diverse issues, from building structure, building skin, building performance, construction support services, to property loss consulting and building sustainability.

*Prominent Projects: Shanghai Tower (Shanghai - 632 metres), Taipei 101 (Taipei - 509 metres).*

### **RWDI, UK & CANADA**

#### **Wind Tunnel Consultant**

RWDI uses an array of engineering, computer and scientific capabilities to help designers create comfortable environments and high-performance buildings to suit the diverse climate all over the world. RWDI has been the engineering consultant to the the Burj Khalifa in Dubai having height of 829.8 metres.

*Prominent Projects: Kingdom Tower (Saudi Arabia - 1,000 metres), Taipei 101 (Japan - 509 metres).*

### **LANGDON & SEAH, NETHERLAND**

#### **Quantity & Cost Analyst**

Langdon & Seah is recognised as a market leader in Asia in all areas of the built environment, with in-depth knowledge of design, development, procurement and construction delivery processes.

*Prominent Projects: The Jin Mao Tower (Shanghai - 88 floors), The Center (Hong Kong - 73 floors).*



### **DONGRE ASSOCIATES, INDIA**

#### **Technical Advisor**

Dongre Associates offers services as Project Managers and Quantity Surveyors for Civil construction projects. The company undertakes projects to provide programming, scheduling, coordination, and material management.

*Prominent Projects: The Imperial (Mumbai).*

### **PRIEDEMANN INDIA PVT. LTD., GERMANY**

#### **Facade Consultant**

Priedemann lends its expertise in coordinating architectural, structural, physical and energy-related requirements in the planning of the outer skin of the building.

*Prominent Projects: WTC (Doha - 51 floors), Landmark Tower (Abu Dhabi - 324 metres).*

### **BURO HAPPOLD, LONDON**

#### **Structural Peer Review Consultant**

Buro Happold has also been voted the No.1 Structural engineer and the No.2 Building Services engineer in the Building Design WA 100 rankings 2013.

*Prominent Projects: Supertech (New Delhi - 300 metres), Lodha Palace (Mumbai - 450 metres)*



## **DHFL - DEWAN HOUSING FINANCE CORPORATION LTD, INDIA**

### **Financial Partners**

DHFL has become one of the largest financial institutions in India.

Today, DHFL with its Corporate Office at Mumbai, strives continually to reach out to its customers through its extensive network of 140 Branches, 72 Service Centres, 32 Camps and 8 Regional Processing Offices spread across the length and breadth of the country.








ENTRANCE LOBBY

GROUND FLOOR



PODIUM PARKING



8<sup>TH</sup> FLOOR VIEW



**8<sup>TH</sup> FLOOR LOBBY**



**WATERBODY**

**8<sup>TH</sup> FLOOR**



**AMPHITHEATRE**

**8<sup>TH</sup> FLOOR**



**WALKING & JOGGING TRACK**

**8<sup>TH</sup> FLOOR**



KIDS PLAY AREA

8<sup>TH</sup> FLOOR





**SAND GARDEN**

**8<sup>th</sup> FLOOR**



TENNIS COURT

8<sup>TH</sup> FLOOR



CHILDREN'S CRECHE

8<sup>TH</sup> FLOOR

## 9<sup>th</sup> FLOOR - SERVICE FLOOR

---

Electricity Meter, DG Backup sets, etc.

## 10<sup>th</sup> TO 38<sup>th</sup> FLOOR

---

Residence for the existing Dalal Estate Members

## 39<sup>th</sup> & 40<sup>th</sup> FLOOR

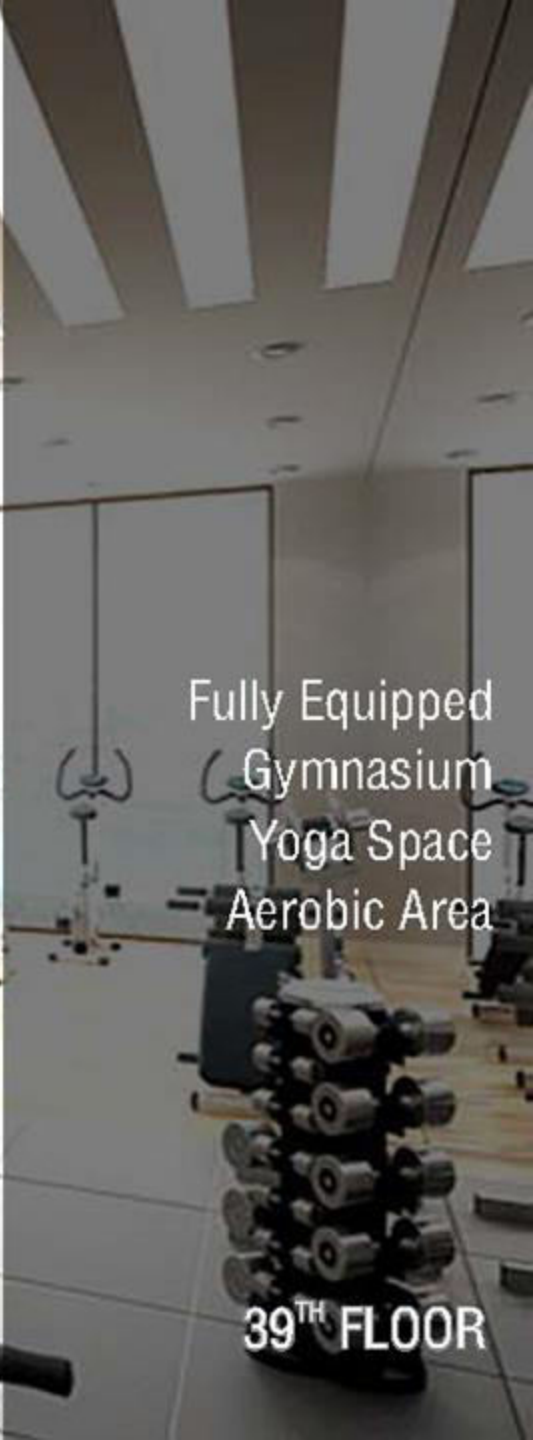
---

Recreation Floor





FITNESS CENTRE



Fully Equipped  
Gymnasium  
Yoga Space  
Aerobic Area

39<sup>TH</sup> FLOOR



**INDOOR GAMES**

Chess  
Carrom  
Squash Court  
Snooker

**39<sup>TH</sup> FLOOR**



House Keeping  
Laundry Service  
Professional Salon

MINI THEATRE

39<sup>TH</sup> FLOOR



**BUSINESS LOUNGE**

**40<sup>TH</sup> FLOOR**





WI-FI CAFETERIA

40<sup>TH</sup> FLOOR



SUN DECK

40<sup>TH</sup> FLOOR

## HABITABLE FLOORS (FROM 41<sup>ST</sup> FLOORS)

- Residence starting from 41<sup>st</sup> floor, in order to rise above the clutter of buildings around.
- Each floor comprises spacious and carefully designed 3 & 4 bhk flats with wide and spacious lobby.
- Each flat is crafted in such a way to occupy max space and sheer luxury.



MARINE DRIVE / QUEEN'S NECKLACE VIEW



ARABIAN SEA / RACECOURSE VIEW

FERRY WHARF SIDE VIEW



PEDDAR ROAD SIDE VIEW



Residence starting from 41st Floor



MARINE DRIVE / QUEEN'S NECKLACE VIEW



FERRY WHARF SIDE VIEW



PEDDAR ROAD SIDE VIEW



ARABIAN SEA / RACECOURSE VIEW

Residence starting from 41st Floor



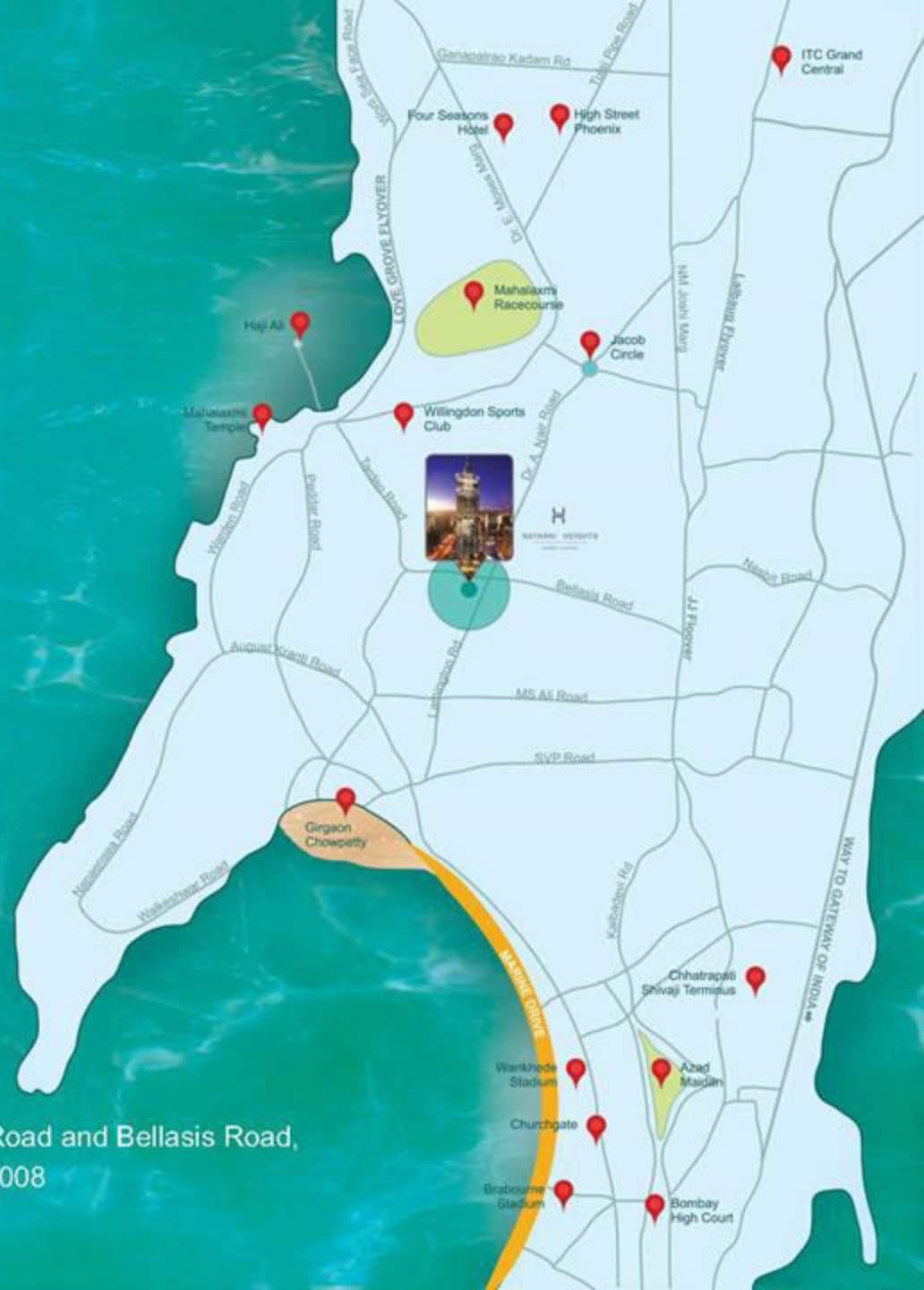
## NEAREST LANDMARKS

- Mahalaxmi Racecourse - 2.3 km
- Willingdon Sports Club - 2.1 km
- Mahalakshmi Temple - 2.0 km
- Haji Ali - 1.6 km
- Gateway of India - 6.4 km
- Marine Drive - 4.3 km
- Nariman Point - 6.9 km
- Girgaon Chowpatty - 2.6 km
- The Taj Hotel- 6.4 km
- High Street Phoenix - 3.5 km
- Four Seasons Hotel - 3.3 km
- ITC Grand Central - 5.1 km
- Wankhede Stadium - 4.8 km

## CONNECTING ROADS

- Bellasis Road
- Lamington Road
- Dr. A. Nair Road

SITE ADDRESS: NATHANI HEIGHTS, Dr. D.B Road and Bellasis Road,  
Mumbai Central, Mumbai - 400008





NATHANI SUPARIWALA REALTY

1st Floor, Rangoonwala Bldg, 91, Mohammed Ali Road, Mumbai - 400 003 (India)

Tel: 0091-022-40463333 | Fax: 0091-22-2345 3377 | Email: [sales@nathanigroup.in](mailto:sales@nathanigroup.in)

Web: [www.nathanigroup.in](http://www.nathanigroup.in)

Disclaimer: All images, amenities and facilities described herein are for the purposes of representation only. The same are subject to approval, amendment and changes without any notice.