


where mystical
colors of life
unfold




Bhuvneshwar Kumar, Cricketer



FLOOR PLANS (DUPLEX)
Super Area = 2745 Sq. Ft.

- 4 Bedrooms • 4 Toilets • Drawing/Dining
- Kitchen • Walk in CB. • Lounge • 6 Balconies



TYPE-A
Super Area = 795 Sq. Ft.

- 2 Bedrooms
- 2 Toilets
- Drawing/Dining
- Kitchen
- 2 Balconies

Disclaimer : While every attempt has been made to ensure the accuracy of the plans shown, all measurements, positioning, fixtures, fittings and any other data shown are an approximate interpretation for illustrative purposes only and are not to scale. No responsibility is taken for any error, omission, miss-statement or use of data shown. The company reserves the right to make changes in the plans, specifications, dimensions and elevations without any prior notice. 1 sq. ft. = 0.0929 sq. mt., 1 sq. mt. = 10.764 sq. ft. 1 ft. = 0.305 mt and 1 mt = 3.281 ft.



TYPE-C
Super Area = 1075 Sq. Ft.

- 2 Bedrooms
- 2 Toilets
- Drawing/Dining
- Kitchen
- 3 Balconies





TYPE-E

Super Area = 1400 Sq. Ft.

- 3 Bedrooms
- 3 Toilets
- Drawing/Dining
- Kitchen
- 4 Balconies

TYPE-F
Super Area = 1660 Sq. Ft.

- 3 Bedrooms
- Study
- 3 Toilets
- Drawing/Dining
- Kitchen
- 3 Balconies











TYPE-G

Super Area = 1940 Sq. Ft.

- 4 Bedrooms
- 4 Toilets
- Drawing/Dining
- Kitchen
- Ent. Lobby
- 5 Balconies


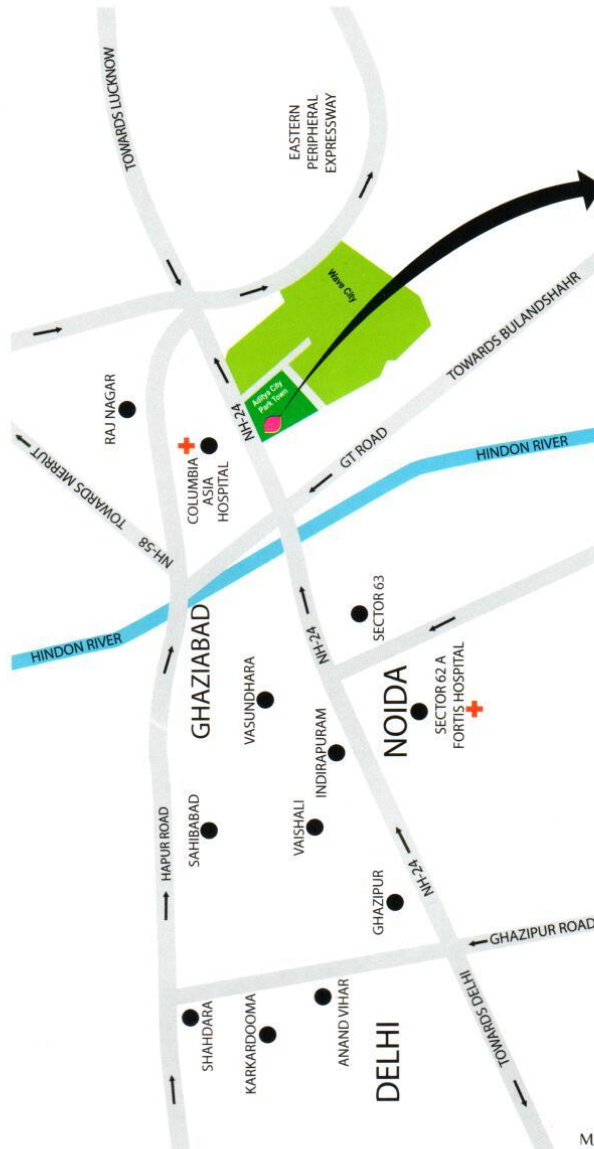


- Legend**
1. Guard Room and Entrance
 2. Feature wall /Fountain
 3. Surface Car Park
 4. Badminton Court
 5. Volley Ball Court
 6. Swimming Pool
 7. Kid's Pool
 8. Deck
 9. Jogging Track
 10. Central Lawn
 11. OAT

FLAT TYPOLOGY		FLAT TYPOLOGY	
	795 sq. ft.		1400 sq. ft.
	965 sq. ft.		1680 sq. ft.
	1075 sq. ft.		1940 sq. ft.
	1350 sq. ft.		2745 sq. ft.
	2BHK+2 Tol		3BHK+3 Tol+Dress
	2BHK+2 Tol		3BHK+3 Tol+Dress+Dinning+Study
	2BHK+2 Tol		4 BHK+4 Tol+Ent. Lobby
	3BHK+3 Tol		4 BHK+4 Tol+Dress+Dinning+Lounge

site layout

Disclaimer: While every attempt has been made to ensure the accuracy of the plans shown, all measurements, positioning, fixtures and any other data shown are an approximate. The contractor shall be responsible for the accuracy of the construction. The contractor shall be responsible for making any necessary changes to the plans to conform with the actual site conditions. The contractor shall be responsible for making any necessary changes to the plans to conform with the actual site conditions.



Map not to scale



GH-3/4, Park Town, Aditya World City,
Near Wave City, NH-24, Gzb.-201001
E: info@colorcityhomes.com
www.colorcityhomes.com

T: 7827399399

Disclaimer : While every attempt has been made to ensure the accuracy of the plans shown, all measurements, positioning, fixtures, fittings and any other data shown are an approximate interpretation for illustrative purposes only and are not to scale. No responsibility is taken for any error, omission, mis-statement or use of data shown. The company reserves the right to make changes in the plans, specifications, dimensions and elevations without any prior notice. 1 sq. ft. = 0.0929 sq. mt., 1 sq. mt. = 10.764 sq. ft., 1 ft. = 0.305 mt and 1 mt = 3.281 ft.