

PLANS BOOKLET

LODHA CODENAME

GAME CHANGER

Kalyan-Shil Road

MASTER PLAN



SITE PLAN



LEGEND

1. BUILDING DROP OFF
2. OFFICE ENTRANCE
3. DOCTORS' ENCLAVE ENTRANCE
4. THE RETAIL "HUB"
5. RETAIL ENTRANCE
6. PEDESTRIAN PLAZA
7. SERVICE ENTRY
8. ENTRANCE TO PARKING AREA

BUILDING FEATURES:

- G+10 OFFICE BUILDING WITH CLASSIC FAÇADE DESIGNED BY INDIA'S FINEST - ARCHITECT HAFEEZ CONTRACTOR
- RETAIL PLAZA WITH ESCALATOR CONNECTING SHOPS ON GROUND, FIRST & SECOND FLOORS
- DOCTORS ENCLAVE WITH DEDICATED ENTRANCE LOBBY AND 2 PASSENGER ELEVATORS
- DOUBLE-HEIGHT OFFICE ENTRANCE LOBBY WITH 2 PASSENGER ELEVATORS
- SEPARATE SERVICE ELEVATOR FOR GOODS AND SERVICE STAFF
- AMPLE COVERED TWO WHEELER & FOUR WHEELER PARKING**
- 100% DG POWER BACKUP##
- ADVANCED FIRE-FIGHTING SYSTEM WITH SPRINKLER AND FIRE ALARMS
- CCTV MONITORING OF KEY COMMON AREAS

UNIT FEATURES:

RETAIL:

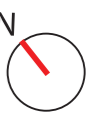
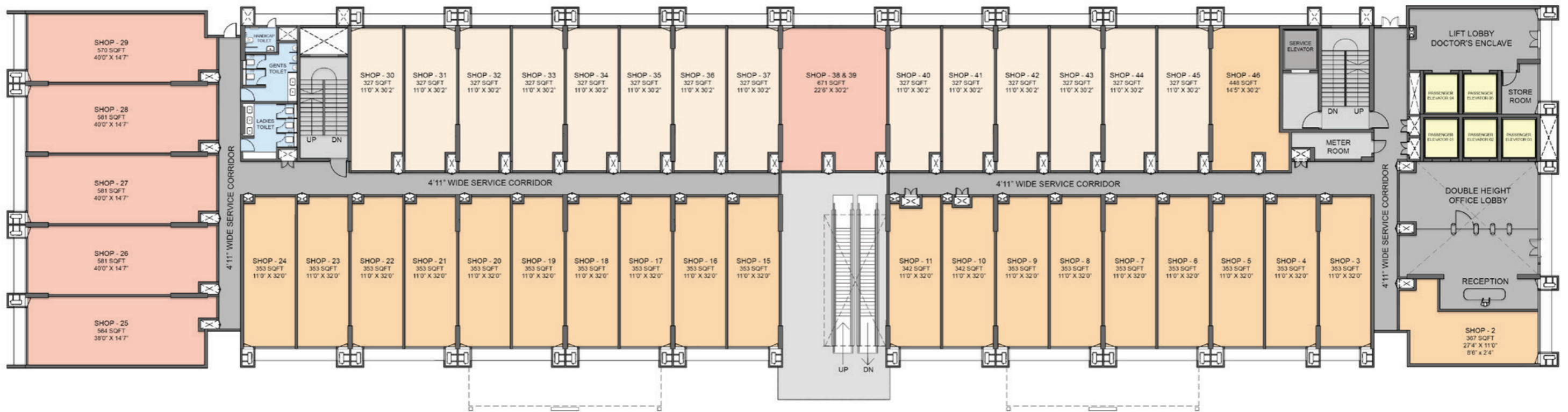
- SHOPS ON GROUND, FIRST & SECOND FLOOR WITH EXPANSIVE FLOOR-TO-FLOOR HEIGHT OF 4.05 METERS
- SELECTED RETAIL UNITS WITH DEDICATED OPEN-TO-SKY AREA
- DEDICATED ESCALATORS CONNECTING THE SHOPS ON THE 3 FLOORS
- SHOPS WITH MAXIMUM FRONTAGE AND DIRECT VISIBILITY FROM MAIN ROAD
- PROVISION FOR WATER SUPPLY AND DRAIN FOR RETAIL AND DOCTORS ENCLAVE UNITS

OFFICES:

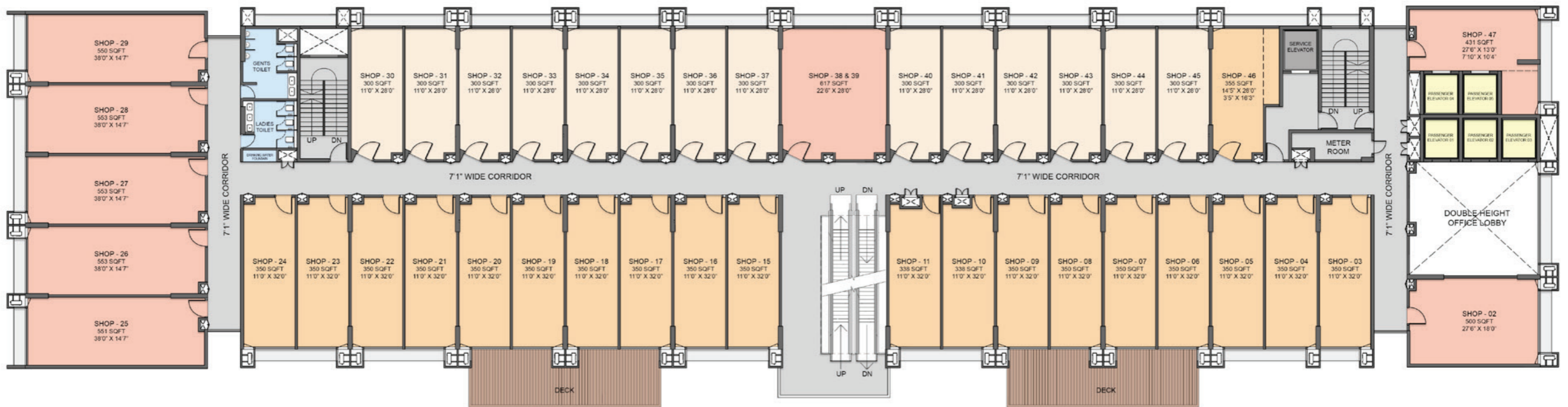
- VASTU-COMPLIANT, BARE-SHELL UNITS FOR MAXIMUM FLEXIBILITY OF INTERIOR DESIGNING
- PROVISION FOR DEDICATED OWNER'S TOILET IN EVERY UNIT
- FLOOR-TO-FLOOR HEIGHT OF 3.15 METERS FOR OFFICES
- FULL HEIGHT LARGE VISION PANELS FOR MAXIMUM NATURAL LIGHTING
- COMMON TOILETS ON ALL FLOORS

**Some parking are dedicated and some are on Pay & park basis. ##For common areas, elevators and specified load in each office

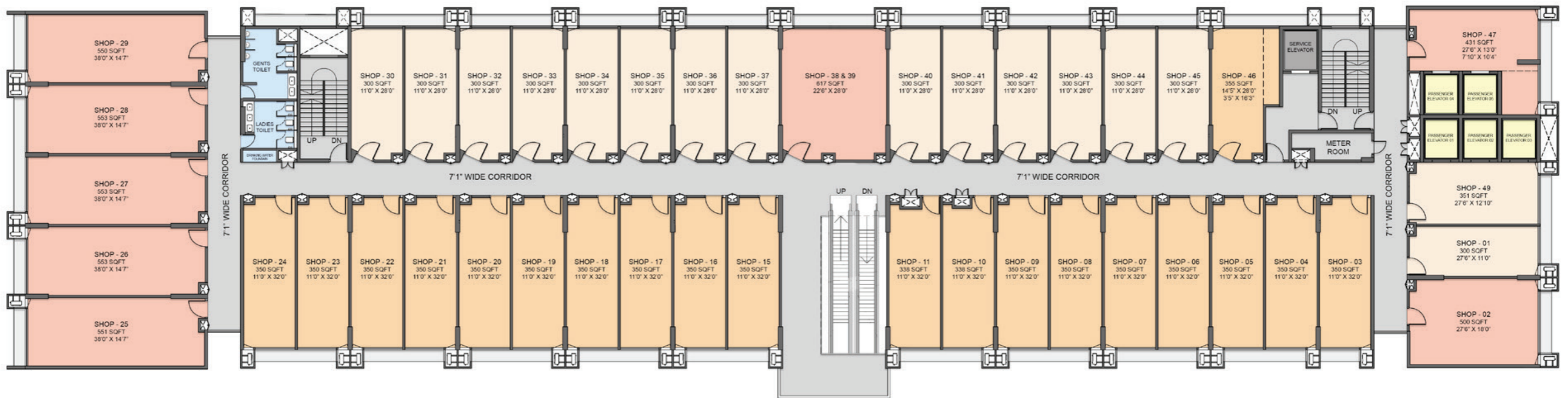
FLOOR PLAN - GROUND FLOOR (RETAIL)



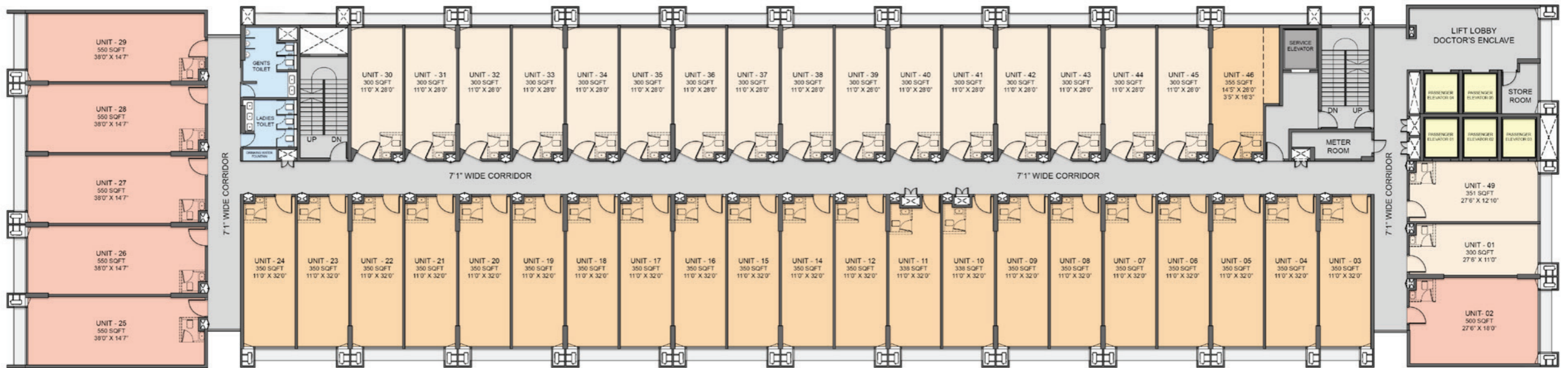
FLOOR PLAN – 1ST FLOOR (RETAIL)



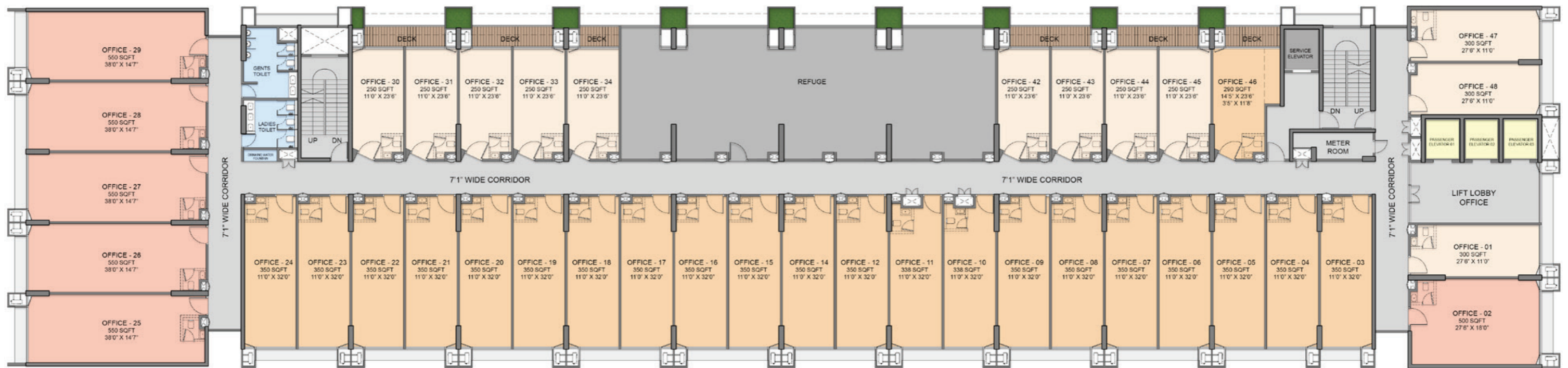
FLOOR PLAN – 2ND FLOOR (RETAIL)



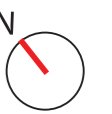
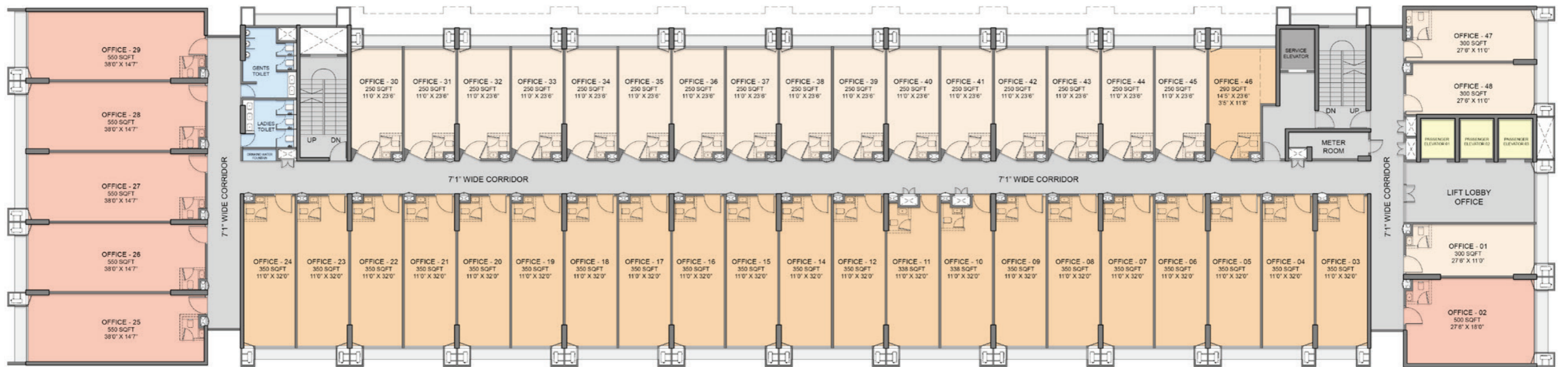
FLOOR PLAN – 3RD & 4TH FLOOR (DOCTORS' ENCLAVE)



FLOOR PLAN – 6TH FLOOR (REFUGE) OFFICE



FLOOR PLAN - TYPICAL FLOOR (OFFICE)



LODHA CODENAME
GAME CHANGER

Kalyan-Shil Road

Corporate office: Lodha Excelus, N M Joshi Marg, Mahalaxmi, Mumbai - 400 011.

Site Address: Lodha Sales Gallery, Premier Colony Ground, Kalyan-Shil Road.

Conditions apply: The plans, layouts, specifications, images and other details herein are indicative and the developer/owner reserves the right to change any or all of these in the interest of the development. The printed material does not constitute an offer and/or contract of any type between the developer/owner and the recipient; any sales/lease of any unit in this development shall be solely governed by the terms of the agreement for sale/lease entered into between the parties and no details mentioned in this printed material shall in any way govern such transaction. The dimensions and/or areas stated in the plans are measured on basis of unfurnished surfaces using polyline method and do not reflect the reduction in dimensions on account of the finishes being installed. Further variance of +/-3% in the unit carpet area and/or unfinished dimensions is possible due to design and construction variances. The plans contained herein are typical unit/floor plans - please verify exact plan and orientation of your unit before purchase. MahaRERA Registration No.P51700045631; available at website: <http://mahareraonline.gov.in>. Date of printing June, 2022