





PRESTIGE  
KEW GARDENS

BEAUTY LIES WITHIN



OFF OLD AIRPORT ROAD



Just off Old Airport Road at Bengaluru, a wonderfully picturesque urban residential community is coming up that offers a life full of comfort, blessed by the colours and fragrances of nature.

### Prestige Kew Gardens.

979 thoughtfully designed homes set in 16 low rise buildings. Ensnconced in 15 charmingly landscaped acres, all intelligently linked to make for a congenial living experience. Altogether creating a dwelling enclave that is blessed with a variety of benefits that make life all the more worth living here.

Homes laid out in a multiplicity of sizes and configurations - from one bedroom all the way up to three bedroom homes. So that you can select your home according to your needs and resources.

Eminently accessible via arterial roads such as the Outer Ring Road and the Old Airport Road.

Located close to premier workspots such as Central Business District, Prestige Tech Park, Cessna Business Park and several other IT and ITES campuses and SEZs. Within easy reach of well-reputed educational institutions. A short drive from world class healthcare facilities. And also close to the best of entertainment, leisure and shopping hubs.

Prestige Kew Gardens presents a host of amenities for you to spend those precious hours of leisure in the most fulfilling manner possible: including spaces for a Health Club, Gymnasium, Swimming pool with Kids Pool, Banquet Hall, Badminton Court, Squash Court, Yoga/ Meditation Terrace, Billiards, Table Tennis and other Indoor Games, Reading Room, Kids Play Area, a Mini Theatre, as well as provision for the establishment of a Convenience Store.

Read on and discover what it is to experience the beauty within, in a home that promises you more than your expectations.



# Grand Entrance View



Artist's impression

# Master Plan



BLOCK NO	CLUSTER TYPE
01, 02, 03, 04, 05, 06	4 Unit Cluster (2 Bed)
07, 08, 09, 26, 27, 34, 35	4 Unit Cluster (2.5 Bed)
10, 11, 12, 28, 29, 30, 31, 32, 33, 46, 47, 48	4 Unit Cluster (2 Bed)
14, 15, 16, 17, 18, 19, 39, 40, 41, 42, 43, 44, 45	4 Unit Cluster (3 Bed)
20	7 Unit Cluster (1 Bed)
21, 22, 23, 24	4 Unit Cluster (2.5 Bed)
25	13 Unit Cluster (1 Bed)
36, 37	4 Unit Cluster (2.5 Bed + 3 Bed)
38	4 Unit Cluster (2.5 Bed)

- LEGEND**
- 01 Entrance Plaza
  - 02 Clubhouse
  - 03 Swimming Pool with Kids Pool
  - 04 Parks and Open Space
  - 05 Civic Amenities
  - 06 Drop - Off
  - 07 Tennis Court
  - 08 Multipurpose Court
  - 09 Basement Entry / Exit
  - 10 Services

# Numbering Plan

SUPER BUILT UP AREA				
COLOUR	TYPE	No. OF BED	AREA (sqm.)	AREA (sq.)
A1	1 BED	57	615	
A2	1 BED	59	634	
B1	2 BED	106	1146	
B2	2 BED	107	1152	
B3	2 BED	108	1159	
B4	2 BED	108	1166	
B5	2 BED	109	1169	
B6	2 BED	109	1170	
B7	2 BED	110	1184	
B8	2 BED	110	1185	
C1	2.5 BED	120	1291	
C2	2.5 BED	123	1325	
C3	2.5 BED	125	1351	
C4	2.5 BED	126	1352	
C5	2.5 BED	126	1355	
C6	2.5 BED	126	1355	
C7	2.5 BED	126	1355	
C8	2.5 BED	126	1357	
C9	2.5 BED	126	1359	
D1	3 BED	136	1469	
D2	3 BED	137	1475	
D3	3 BED	148	1595	
D4	3 BED	149	1604	
D5	3 BED	149	1607	







# Typical Floor Plan

Block -01, 02, 03, 04,  
05 & 06



Key Plan

Colour	Unit No.	Type	No. of Bed	Super Built Up Area	
				Area (Smt)	Area (Sft)
	01	B6	2 Bed	109	1170
	02	B8	2 Bed	110	1185
	03	B7	2 Bed	110	1184
	04	B3	2 Bed	108	1159

# Exterior View







Artist's impression

# Typical Floor Plan

Block - 07, 08, 26, 27, 34 & 35



Key Plan

Colour	Unit No.	Type	No. of Bed	Super Built Up Area	
				Area (Smt)	Area (Sft)
	01	C8	2.5 Bed	126	1357
	02	C6	2.5 Bed	126	1355
	03	C4	2.5 Bed	126	1352
	04	C7	2.5 Bed	126	1355







# Typical Floor Plan

Block -09



Key Plan

Super Built Up Area

Colour	Unit No.	Type	No. of Bed	Area (Smt)	Area (Sft)
	01	C4	2.5 Bed	126	1352
	02	C7	2.5 Bed	126	1355
	03	C8	2.5 Bed	126	1357
	04	C6	2.5 Bed	126	1355

# Typical Floor Plan

Block - 10, 30, 33, & 46



Key Plan



Colour	Unit No.	Type	No. of Bed	Super Built Up Area	
				Area (Smt)	Area (Sft)
	01	B1	2 Bed	106	1146
	02	B5	2 Bed	109	1169
	03	B4	2 Bed	108	1166
	04	B2	2 Bed	107	1152





# Typical Floor Plan

Block -11, 12, 28, 29, 31,

32, 47 & 48



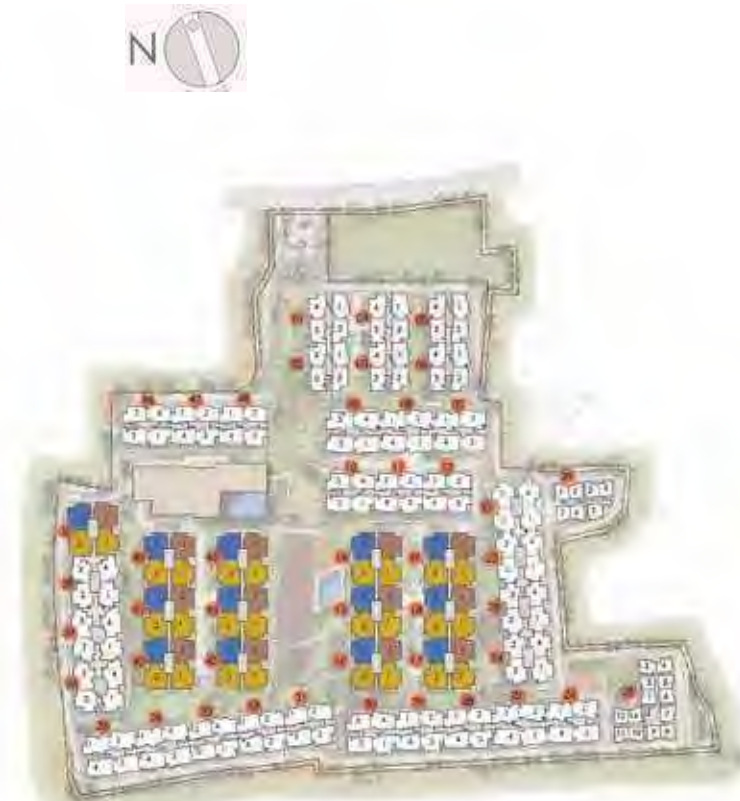
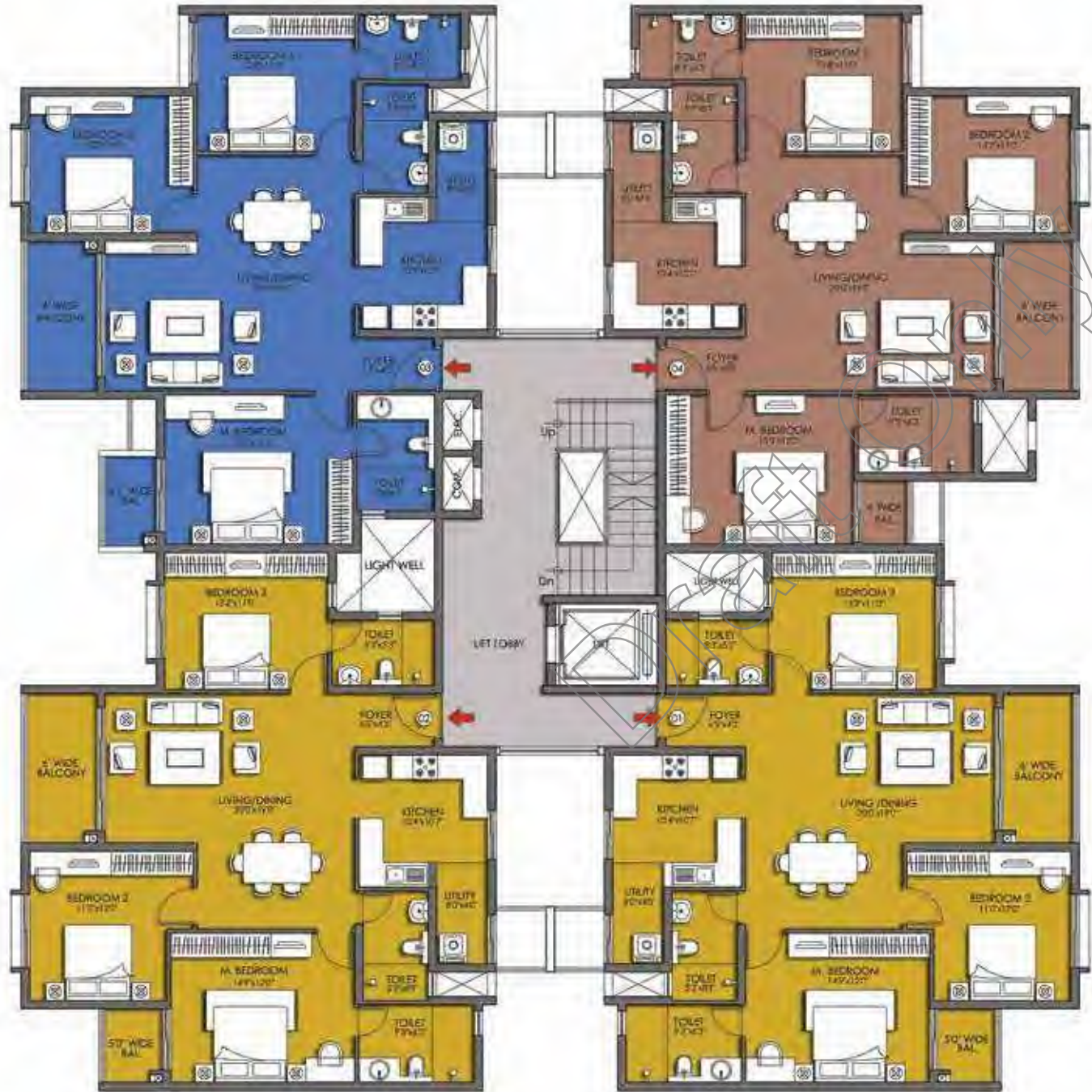
Key Plan

Colour	Unit No.	Type	No. of Bed	Super Built Up Area	
				Area (Smt)	Area (Sft)
	01	B4	2 Bed	108	1166
	02	B2	2 Bed	107	1152
	03	B1	2 Bed	106	1146
	04	B5	2 Bed	109	1169





# Typical Floor Plan

Block - 14, 15, 16, 17, 18, 19,

39, 40, 41, 42, 43, 44 & 45



Key Plan








Super Built Up Area					
Colour	Unit No.	Type	No. of Bed	Area (Smt)	Area (Sft)
	01	D4	3 Bed	149	1604
	02	D4	3 Bed	149	1604
	03	D5	3 Bed	149	1607
	04	D3	3 Bed	148	1595

# Typical Floor Plan

Block -20



Key Plan

Colour	Unit No.	Type	No.of Bed	Super Built Up Area	
				Area (Smt)	Area (Sft)
	01	A1	1 Bed	57	615
	02	A1	1 Bed	57	615
	03	A1	1 Bed	57	615
	04	A1	1 Bed	57	615
	05	A1	1 Bed	57	615
	06	A1	1 Bed	57	615
	07	A1	1 Bed	57	615

# Typical Floor Plan

Block - 21, 22, 23 & 24



Key Plan

Super Built Up Area					
Colour	Unit No.	Type	No. of Bed	Area (Smt)	Area (Sft)
	01	C5	2.5 Bed	126	1355
	02	C5	2.5 Bed	126	1355
	03	C3	2.5 Bed	125	1351
	04	C3	2.5 Bed	125	1351

# Typical Floor Plan














Block -25



Key Plan

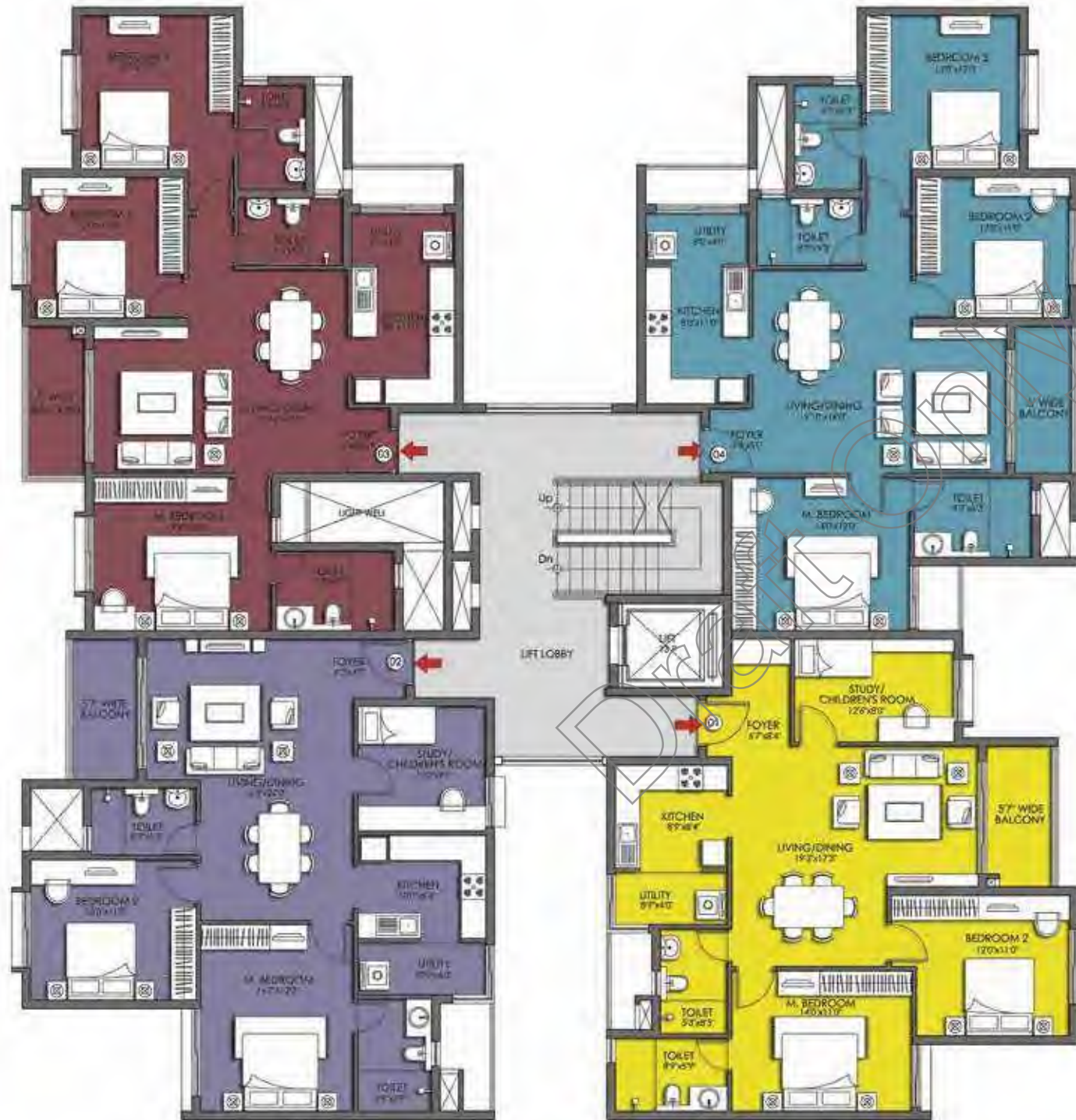


Super Built Up Area

Colour	Unit No.	Type	No.of Bed	Area (Smt)	Area (Sft)
	01	A1	1 Bed	57	615
	02	A1	1 Bed	57	615
	03	A2	1 Bed	59	634
	04	A2	1 Bed	59	634
	05	A1	1 Bed	57	615
	06	A1	1 Bed	57	615
	07	A1	1 Bed	57	615
	08	A1	1 Bed	57	615
	09	A1	1 Bed	57	615
	10	A1	1 Bed	57	615
	11	A1	1 Bed	57	615
	12	A1	1 Bed	57	615
	14	A1	1 Bed	57	615





# Typical Floor Plan

Block - 36 & 37



Key Plan

Super Built Up Area

Colour	Unit No.	Type	No. of Bed	Area (Smt)	Area (Sft)
	01	C2	2.5 Bed	123	1325
	02	C9	2.5 Bed	126	1359
	03	D2	3 Bed	137	1475
	04	D1	3 Bed	136	1469







# Floor Plan

Block - 30

2nd & 3rd Floor Plan



Key Plan

Super Built Up Area					
Colour	Unit No.	Type	No. of Bed	Area (Smt)	Area (Sft)
	01	B1	2 Bed	106	1146
	02	B5	2 Bed	109	1169
	03	B4a	2 Bed	114	1221
	04	B2	2 Bed	107	1152

# Floor Plan

Block - 31

2nd & 3rd Floor Plan



Key Plan

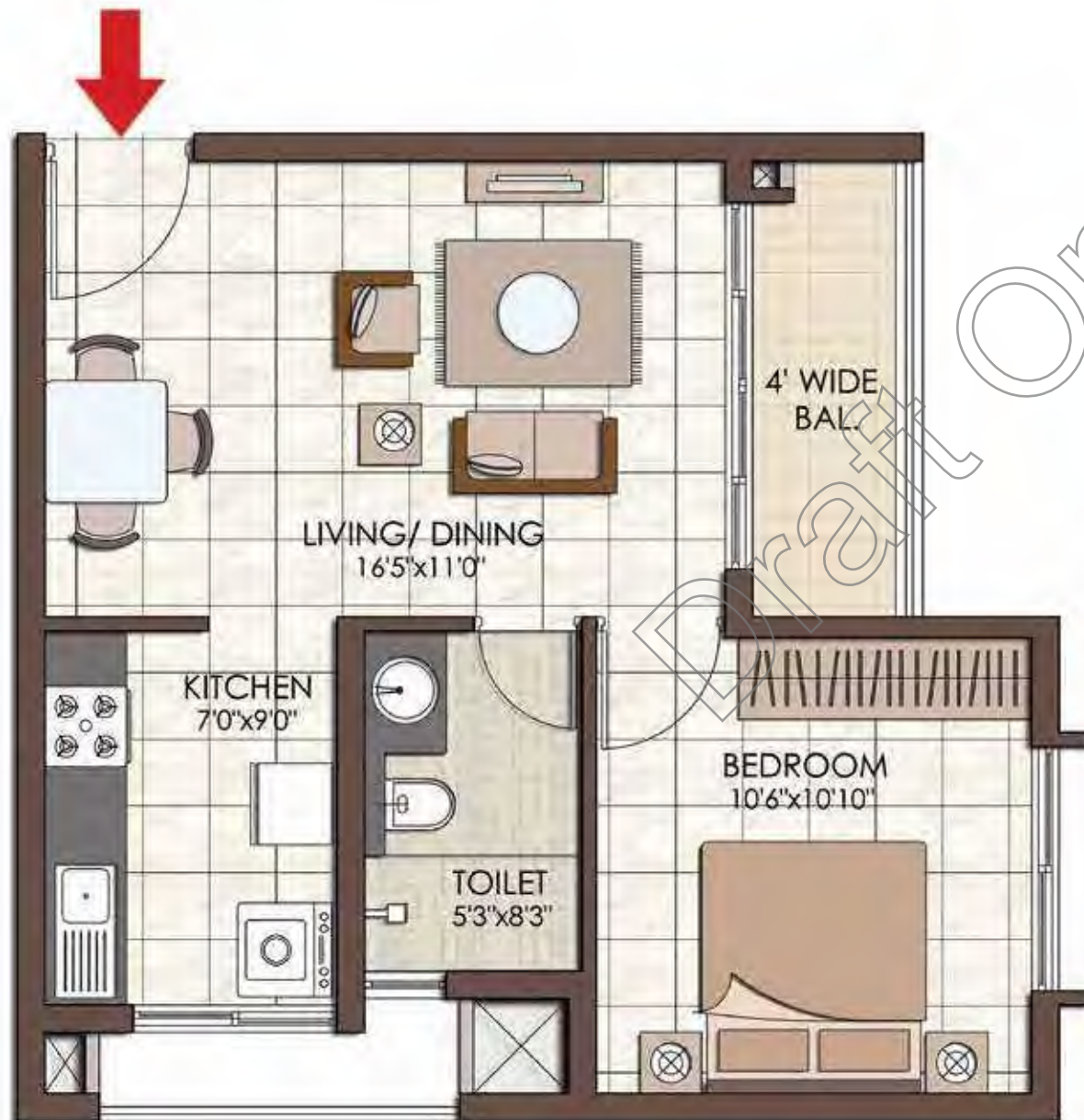
Colour	Unit No.	Type	No. of Bed	Super Built Up Area	
				Area (Smt)	Area (Sft)
	01	B4	2 Bed	108	1166
	02	B2	2 Bed	107	1152
	03	B1a	2 Bed	111	1199
	04	B5	2 Bed	109	1169

# Unit Type - A1

Super Built Up Area : 57 Smt / 615 Sft

Carpet Area : 39 Smt / 415 Sft

Blocks : 20 & 25



# Unit Type - A2

Super Built Up Area : 59 Smt / 634 Sft

Carpet Area : 41 Smt / 445 Sft

Block : 25



Key Plan

# Unit Type - B1

Super Built Up Area : 106 Smt / 1146 Sft

Carpet Area : 77 Smt / 828 Sft

Blocks : 10, 11, 12, 28, 29, 30,  
31, 32, 33, 46, 47 & 48



Key Plan

# Unit Type - B1a

Super Built Up Area : 111 Smt / 1199 Sft

Carpet Area : 77 Smt / 828 Sft

Blocks : 20 & 25



Key Plan

# Unit Type - B2

Super Built Up Area : 107 Smt / 1152 Sft

Carpet Area : 77 Smt / 833 Sft

Blocks : 10, 11, 12, 28, 29, 30, 31, 32, 3, 46, 47 & 48



Key Plan



# Unit Type - B3

Super Built Up Area : 108 Smt / 1159 Sft

Carpet Area : 78 Smt / 838 Sft

Blocks : 1, 2, 3, 4, 5 & 6



Key Plan



# Unit Type - B4

Super Built Up Area : 108 Smt / 1166 Sft

Carpet Area : 79 Smt / 851 Sft

Blocks : 10, 11, 12, 28, 29, 30, 31, 32, 33, 46, 47 & 48



Key Plan



# Unit Type - B4a

Super Built Up Area : 113 Smt / 1221 Sft

Carpet Area : 79 Smt / 851 Sft

Block : 30



# Unit Type - B5

Super Built Up Area : 109 Smt / 1169 Sft

Carpet Area : 78 Smt / 835 Sft

Blocks : 10, 11, 12, 28, 29, 30, 31, 32, 33, 46, 47 & 48



# Unit Type - B6

Super Built Up Area : 109 Smt / 1170 Sft

Blocks : 1, 2, 3, 4, 5 & 6

Carpet Area : 78 Smt / 844 Sft



Key Plan



# Unit Type - B7

Super Built Up Area : 110 Smt / 1184 Sft

Carpet Area : 79 Smt / 849 Sft

Blocks : 1, 2, 3, 4, 5 & 6



Key Plan

# Unit Type - B8

Super Built Up Area : 110 Smt / 1185 Sft

Carpet Area : 80 Smt / 866 Sft

Blocks : 1, 2, 3, 4, 5 & 6



Key Plan

# Unit Type - C1

Super Built Up Area : 120 Smt / 1291 Sft

Carpet Area : 86 Smt / 931 Sft

Block : 38



Key Plan



# Unit Type - C2

Super Built Up Area : 123 Smt / 1325 Sft

Carpet Area : 90 Smt / 968 Sft

Blocks : 36 & 37



Key Plan



# Unit Type - C3

Super Built Up Area : 125 Smt / 1351 Sft

Carpet Area : 92 Smt / 988 Sft

Blocks : 21, 22, 23 & 24



Key Plan

# Unit Type - C4

Super Built Up Area : 126 Smt / 1352 Sft

Carpet Area : 93 Smt / 998 Sft

Blocks : 7, 8, 9, 26, 27, 34 & 35



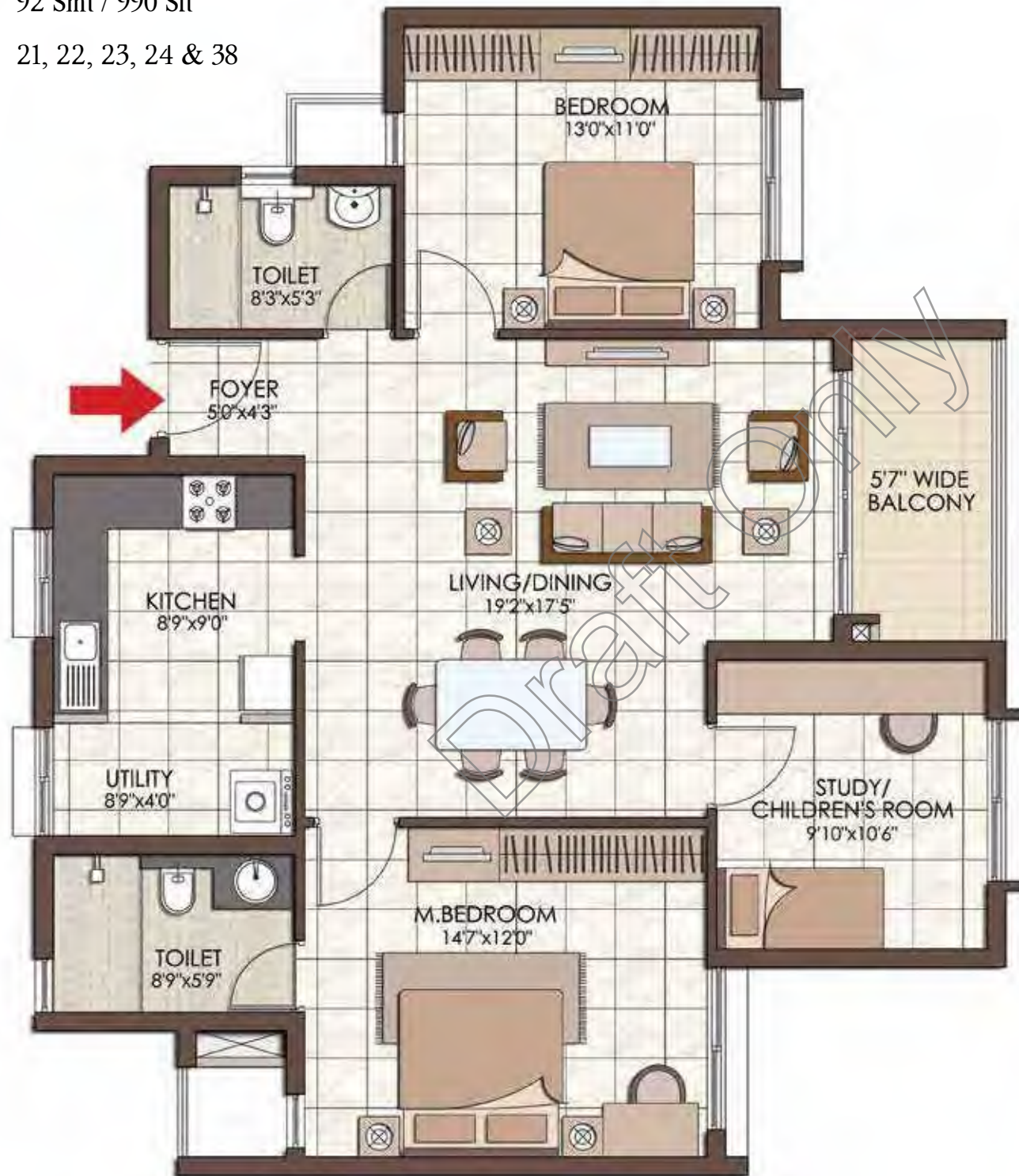
Key Plan

# Unit Type - C5

Super Built Up Area : 126 Smt / 1355 Sft

Carpet Area : 92 Smt / 990 Sft

Blocks : 21, 22, 23, 24 & 38



Key Plan

# Unit Type - C6

Super Built Up Area : 126 Smt / 1355 Sft

Carpet Area : 93 Smt / 997 Sft

Blocks : 7, 8, 9, 26, 27, 34 & 35



Key Plan

# Unit Type - C7

Super Built Up Area : 126 Smt / 1355 Sft

Carpet Area : 93 Smt / 1002 Sft

Blocks : 7, 8, 9, 26, 27, 34 & 35



Key Plan

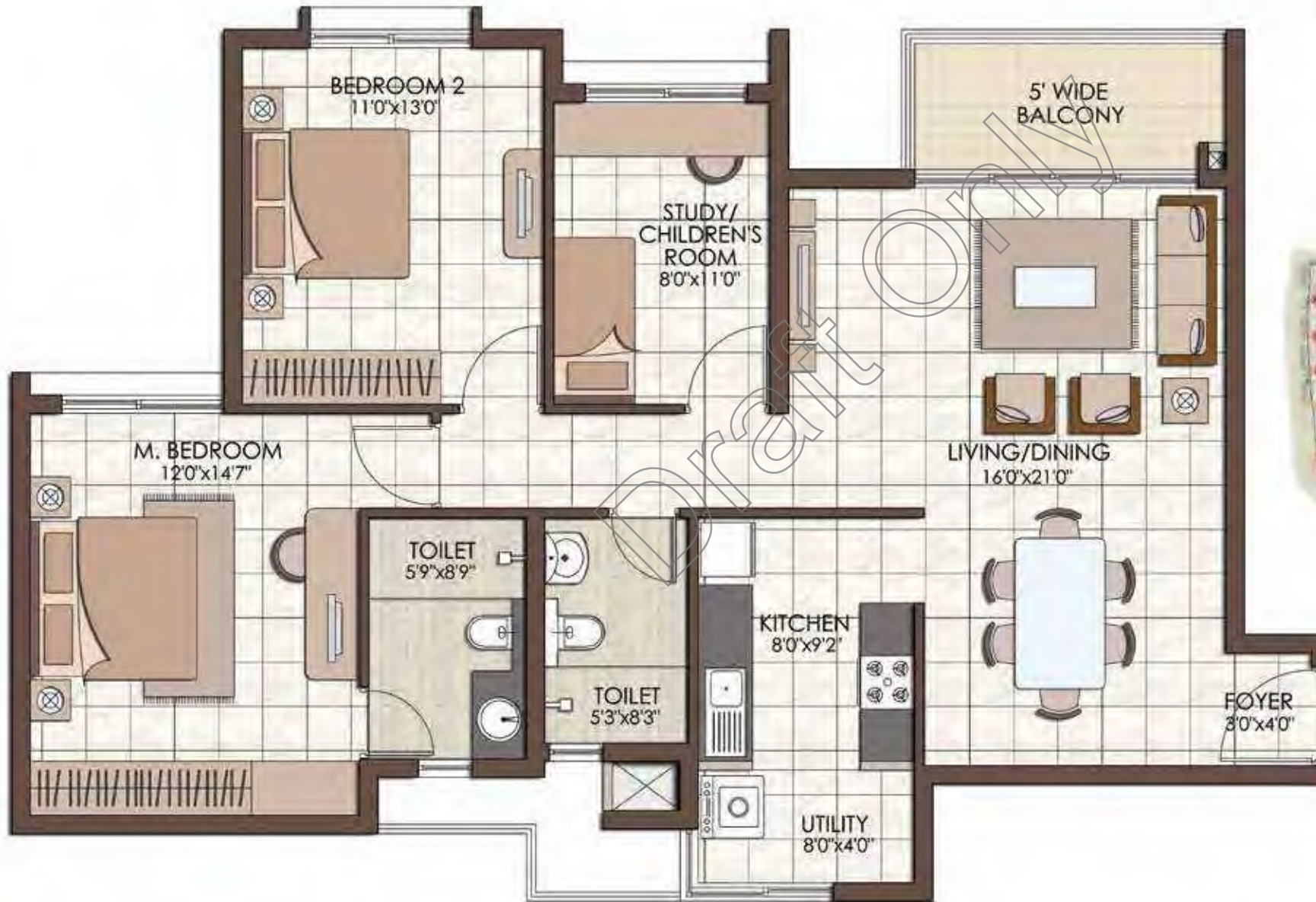


# Unit Type - C8

Super Built Up Area : 126 Smt / 1357 Sft

Carpet Area : 92 Smt / 992 Sft

Blocks : 7, 8, 9, 26, 27, 34 & 35



Key Plan

# Unit Type - C9

Super Built Up Area : 126 Smt / 1359

Carpet Area : 92 Smt / 995 Sft

Blocks : 36 & 37



Key Plan

# Unit Type - D1

Super Built Up Area : 136 Smt / 1469 Sft

Carpet Area : 100 Smt / 1075 Sft

Blocks : 36 & 37



Key Plan



# Unit Type - D2

Super Built Up Area : 137 Smt / 1475 Sft

Carpet Area : 100 Smt / 1073 Sft

Blocks : 36 & 37



Key Plan

# Unit Type - D3

Super Built Up Area : 148 Smt / 1595 Sft

Carpet Area : 106 Smt / 1145 Sft

Blocks : 14, 15, 16, 17, 18, 19, 39, 40, 41, 42, 43, 44 & 45



Key Plan

# Unit Type - D4

Super Built Up Area : 149 Smt / 1604 Sft

Carpet Area : 107 Smt / 1150 Sft

Blocks : 14, 15, 16, 17, 18, 19, 39, 40, 41, 42, 43, 44 & 45



Key Plan

# Unit Type - D5

Super Built Up Area : 149 Smt / 1607 Sft

Carpet Area : 106 Smt / 1145 Sft

Blocks : 14, 15, 16, 17, 18, 19,  
39, 40, 41, 42, 43,  
44 & 45



Key Plan

# Club House

## Ground Floor



# Club House

## First Floor

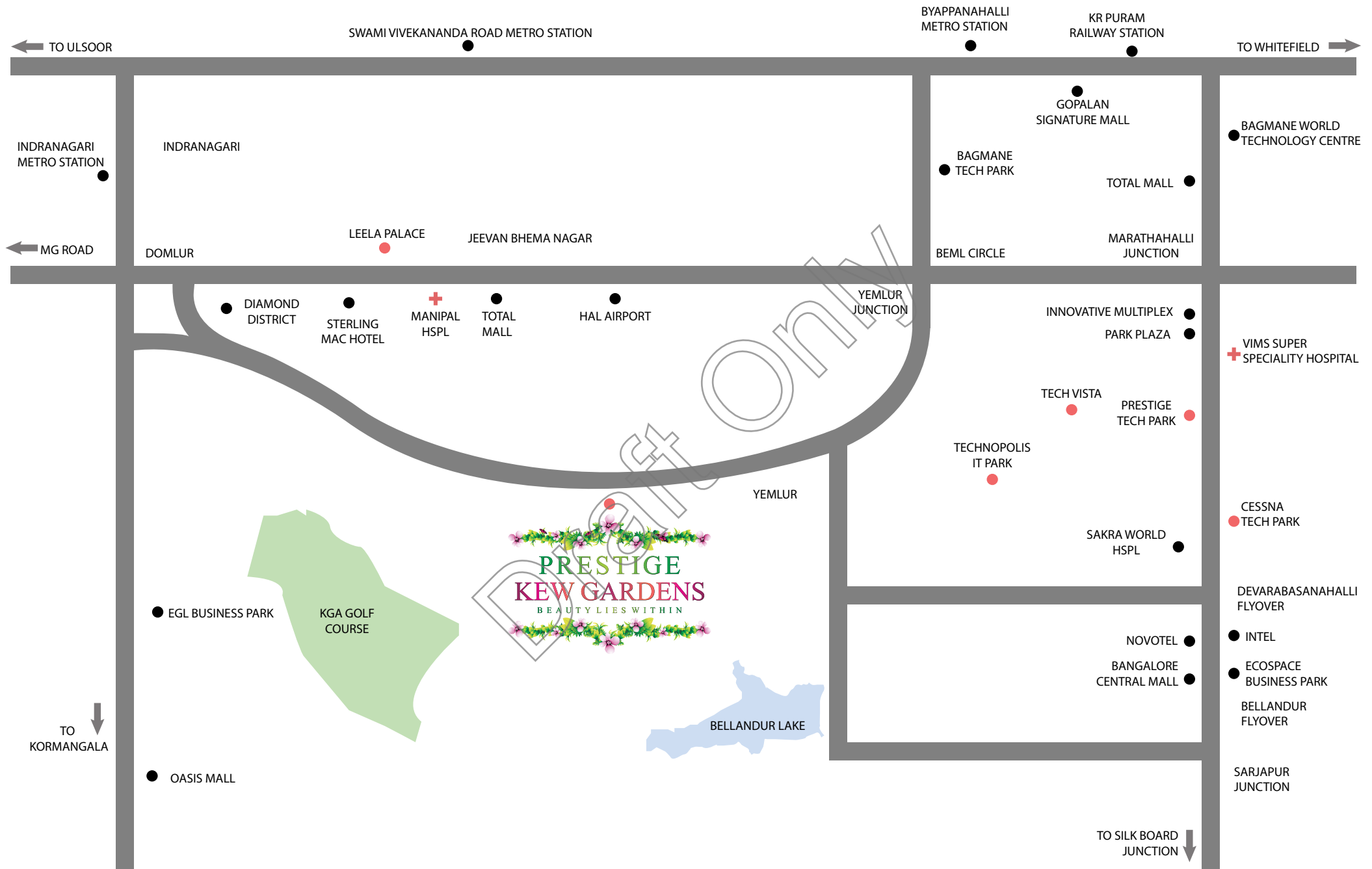


# Club House

## Second Floor



# Location Map







**Prestige Estates Projects Limited**

'The Falcon House', No.1, Main Guard Cross Road, Bengaluru - 560 001.  
Ph: +91-80-25591080. Fax: +91-80-25591945. E-mail: properties@vsnl.com

[www.prestigeconstructions.com](http://www.prestigeconstructions.com)



• Bengaluru • Chennai • Goa • Hyderabad • Kochi • Mangaluru • Mysuru • Indehaus - New York  
Like us on Facebook • Follow Us on Twitter • Make sure you visit The Falcon Blog for the latest at Prestige.

**New York Sales Center: Indehaus**  
[www.indehaus.com](http://www.indehaus.com)

This brochure is conceptual and has been prepared based on the inputs provided by the Project Architect, this may vary during execution, the Promoter reserves the right to change, alter, add or delete any of the specifications mentioned herein based on site conditions and construction exigencies without prior permission or notice. The external color schemes and detailing of landscape may vary as may be suggested by the Architect considering the site conditions.

The furniture shown in the plans is only for the purpose of illustrating a possible layout and does not form a part of the offering or specifications. All Apartment interior views do not depict the standard wall, color & ceiling finishes which are not part of the offering.

Further, the dimensions mentioned do not consider the plastering thickness and there could be marginal variation in carpet areas.