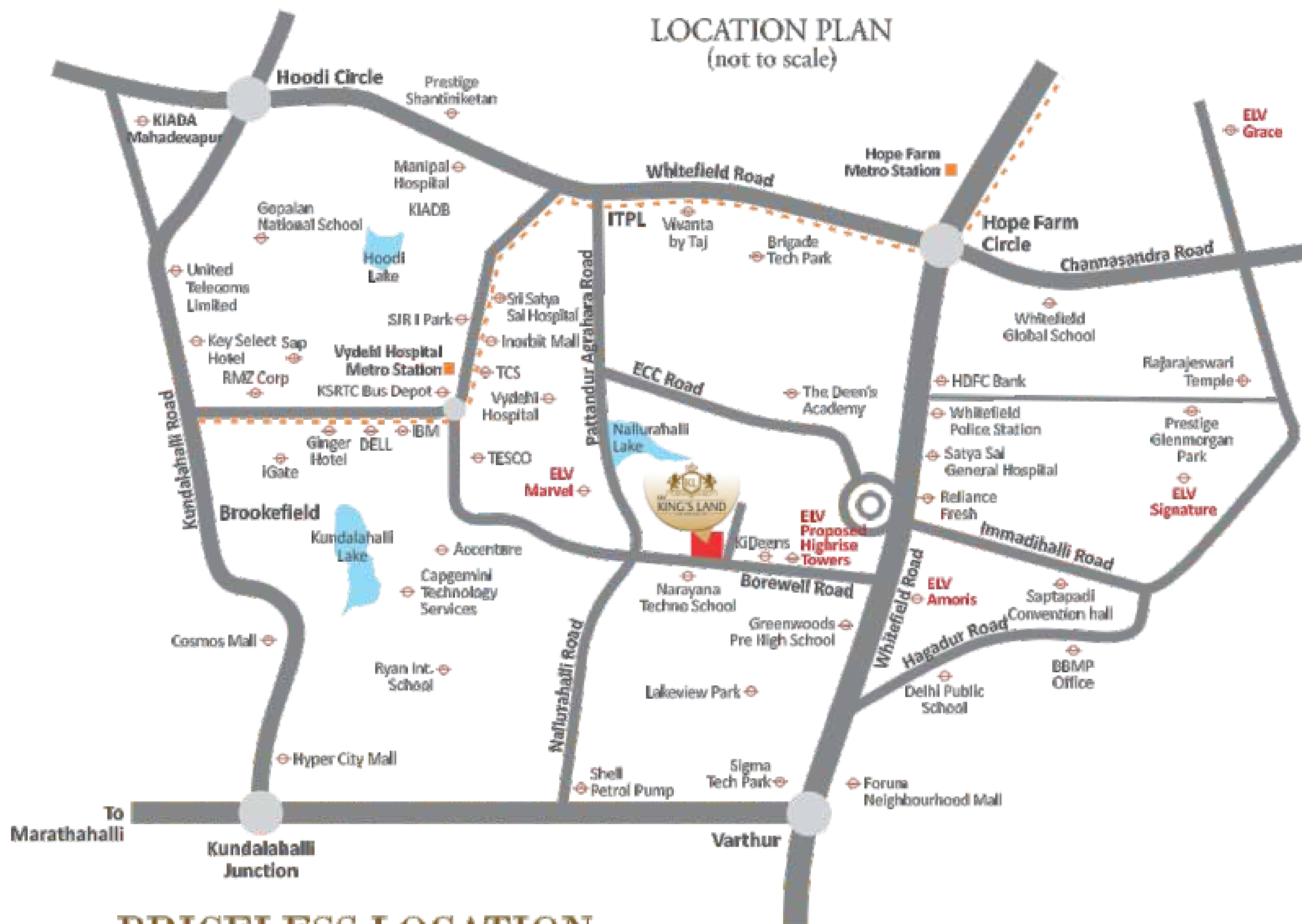





it's not just  
*home,*  
it's a way of *living*  
luxury apartments @ whitefield, bangalore



**PRICELESS LOCATION  
SEAMLESS CONNECTIONS**



The Deen's Academy    ITPL    Inorbit Mall    Forum Neighbourhood Mall

**Location Highlights**

- |                                  |                                   |                                    |
|----------------------------------|-----------------------------------|------------------------------------|
| Educational Institutions - 2 Kms | Columbia Asia Hospitals - 2.5 Kms | Whitefield Railway Station - 6 Kms |
| Financial Dist.,                 | Whitefield Global School - 3 Km   | Marathahalli Bridge - 6 Kms        |
| Hotels & Restaurants - 2 Kms     | ITPL & Park Square Mall - 3 Kms   | Phoenix Mall - 8 Kms               |
| Forum Neighbourhood Mall - 2 Km  | Hope Farm Junction - 4 Kms        | Int. Airport - 36 Kms              |
| Metro Station - 2.5 Km           | Hoodi Circle - 5 Kms              |                                    |



#50/11, Borewell Road, Whitefield, Bangalore 560 066.


sales@elvprojects.com    +91 7337 777 666

www.elvprojects.com

Structural  
Prasad Consultancy

Architect  
**FWD**  
architects  
info@fwdarchitects.com  
www.fwdarchitects.com

Legal Advisor  
Naveendra Associates  
Indiamagar



concepted | 40 | +91 98501 82657

Note : This Brochure is only conceptual presentation of project and not a legal offering. The promoters reserve the right to make changes in elevation, plans and specifications as deemed fit.





75%  
OPEN SPACES

233 UNITS  
2, 2.5 &  
3 BHK APTS.

STAR RATED  
CLUB HOUSE

TEMPERATURE  
CONTROLLED  
SWIMMING POOL

DAY CARE CENTER

MINI THEATER

BUSINESS CENTER

LIBRARY

RESORT INSPIRED  
LANDSCAPE

SHEAR WALLS



ELV  
**KING'S LAND**

LIVE A KING SIZE LIFE

2, 2.5 & 3BHK luxury apartments





ESSENTIAL  
*exciting,*  
EXCLUSIVE



PRIVILEGED LIFESTYLE,  
PERFECT VALUE

Perfectly positioned on Borewell Road in Whitefield, just 5 minutes from ITPL, you will find the home of your dreams spread over 2.25 acres of landscaped natural beauty, of which only 25 per cent is built upon.

ELV Kingsland featuring 233 homes that will pamper you with all the luxury and amenities you deserve. These thoughtfully designed and precisely executed apartments are aesthetically superb.

They are all completely Vaasthu-compliant, and offer excellent natural lighting and ventilation, built as they are with wide balconies and without any common walls. And since they are constructed using the modern Shear Wall Concept, Kingsland homes are built to really stand the test of time with minimal maintenance.

LUXURY FEATURES

- A Welcome Lounge Area
- Temperature Controlled Swimming Pool with complete privacy
- Children's Pool
- Jacuzzi, Steam & Sauna
- Fitness Center
- Outdoor Barbeque for communal/family fun time
- Mini Theatre
- Elders' Gardens
- Pergola & Nature Walks
- Piped Gas Lines
- 24X7 Security
- Board room
- Conference Hall
- Huge Party Hall
- Business Center
- Wi-Fi zone with Cubicles (work from home)
- Guest Rooms
- Multipurpose yoga/aerobics room/hobby zone
- Library
- Day Care Center
- Billiards
- Table Tennis
- Carrom
- Chess
- Foosball
- Squash
- Dart Board
- Badminton Court
- Basketball Court
- Cricket Pitch
- Skating Rink

MASTER PLAN



Temperature Controlled Swimming Pool



Children's Play Area



Party Hall



Business Center



Gym



Mini Theater



Basket Ball Court



Squash



Day Care Center






**BLOCK A - AREA STATEMENT**

Flat No.	Carpet Area	Super BUA	Facing
A1	1155	1670	WEST
A2	874	1385	WEST
A3	847	1290	NORTH
A4	1037	1615	EAST
A5	865	1265	EAST

**BLOCK B - AREA STATEMENT**

Flat No.	Carpet Area	Super BUA	Facing
B1	865	1265	EAST
B2	865	1265	EAST
B3	1037	1515	EAST
B4	865	1285	EAST
B5	1155	1780	WEST
B6	874	1285	WEST
B7	874	1285	WEST

**BLOCK C - AREA STATEMENT**

Flat No.	Carpet Area	Super BUA	Facing
C1	848	1250	EAST
C2	853	1250	EAST
C3	847	1250	EAST
C4	852	1250	EAST
C5	847	1250	EAST
C6	852	1350	EAST



Welcome Lounge

**THE COLLECTIONS - EXQUISITE SPECIFICATIONS**

<p><b>STRUCTURE</b> RCC Structure</p> <p><b>WALLS</b> 6" thick external &amp; internal walls</p>	<p><b>WINDOWS</b> UPVC windows with glass sliding shutters and MS safety grills with mosquito mesh.</p>	<p><b>FLOORING</b> 2x2 Vitrified tiles for entire flat, Wooden Flooring for M- Bedroom &amp; Ceramic tiled flooring for utility.</p>	<p><b>TOILETS</b> Anti-skid Ceramic tiled flooring &amp; glaze tile dado</p>
<p><b>KITCHEN</b> Granite platform with Stainless Steel sink 2' height ceramic tiled dado on cooking platform.</p>	<p><b>SANITARY</b> Jaquar/Equivalent CP fittings &amp; Sanitaryware</p>	<p><b>DOORS</b> Main Door with teak wood frame with Moulded panel shutter and for internal doors Salwood frame with moulded panel shutters.</p>	<p><b>PAINTING</b> Asian / Berger / Equivalent emulsion paint for interiors, Water proof emulsion paint for exterior.</p>
<p><b>ELECTRICAL</b> Concealed copper wiring with Legrand / Honeywell/ Equivalent switches. AC point for M.Bedroom. Provision for Aqua guard &amp; Washing machine point.</p>	<p><b>POWER BACKUP</b> Generator for common area lighting, lift. 1.0 KVA power backup for each flat</p>	<p><b>T.V. &amp; TELEPHONE</b> T.V. &amp; Telephone point in Living &amp; Master bedroom</p>	<p><b>SECURITY</b> Advanced 24/7 security with CCTV surveillance</p>
			<p><b>LIFT</b> Schindler/ equivalent 10 &amp; 13 Passenger lifts in each blocks</p>



Temperature Controlled Swimming Pool



Children's Play Area



Party Hall



Business Center



Mini Theater



Squash



Gym



Basket Ball Court



Day Care Center

