

A Project by



WHERE LUXURY
MEETS NATURE



Temple Tree

RERA No.: PRM/KA/RERA/1251/308/PR/220124/006570

3 BHK LUXURY GATED COMMUNITY @BANGALORE

www.binaryrealty.in

TRANQUIL LIVING SPACES
NESTLED IN SERENITY

3 BHK FLATS



Temple Tree

Welcome to a place where living goes beyond the ordinary. The World of Soulful Living at BINARY TEMPLE TREE is an invitation to embrace tranquility, forge connections, and find harmony in every aspect of your daily life. Discover a residence where your soul can truly thrive

Step into the tranquility of your living space at BINARY TEMPLE TREE. Each residence is thoughtfully designed to be a haven of peace, allowing you to escape the chaos of the outside world and find solace in the comfort of your home.

2.5 Acres Land

149 Premium Units

Basement + 9 Floors

78% Open Space

King Size Living

30+ Amenities

MASTER PLAN



- LEGEND**
- 01- ENTRY / EXIT
 - 02- SECURITY CABIN
 - 03- SEMI ENCLOSED BBQ SPACE
 - 04- OUTDOOR PARTY SPACE
 - 05- YOGA, MEDITATION SPACE
 - 06- POOL
 - 07- SEATING COURT
 - 08- KIDS PLAY AREA
 - 09- PARK
 - 10- SKATING TRACK
 - 11- CRICKET PITCH
 - 12- OUTDOOR GYM
 - 13- BASKETBALL COURT
 - 14- BADMINTON COURT
 - 15- BASEMENT ENTRY
 - 16- ELECTRICAL ROOM
 - 17- CYCLING, JOGGING TRACK
 - 18- PET PARK
 - 19, 21- SITOUT COURT
 - 20- REFLEXOLOGY PARK



MASTER PLAN LEGENDS

- | | | | |
|----------------------------|-------------------|---------------------|---------------------------|
| 01 ENTRY / EXIT | 06 POOL | 11 CRICKET PITCH | 16 ELECTRICAL ROOM |
| 02 SECURITY CABIN | 07 SEATING COURT | 12 OUTDOOR GYM | 17 CYCLING, JOGGING TRACK |
| 03 SEMI ENCLOSED BBQ SPACE | 08 KIDS PLAY AREA | 13 BASKETBALL COURT | 18 PET PARK |
| 04 OUTDOOR PARTY SPACE | 09 PARK | 14 BADMINTON COURT | 19 SITOUT COURT |
| 05 YOGA, MEDITATION SPACE | 10 SKATING TRACK | 15 BASEMENT ENTRY | 20 REFLEXOLOGY PARK |



LUXURY AMENITIES

- > Entry or Exit gate
- > Pool deck
- > Toddler Pool
- > Kids play area
- > Swimming Pool
- > Skating Track
- > Yoga or meditation space
- > Cycling/Walking Track
- > Cricket Pitch
- > Badminton Court
- > Outdoor Party Space
- > Indoor Gymnasium
- > Chess, Carroms, Card games
- > Half Basketball Court
- > Semi Enclosed BBQ Space
- > Entry to the park
- > Sensory Path
- > Hugging Pillar
- > Meditation deck
- > Table Tennis
- > Bell Temple
- > Timber Bench
- > Jack Fruit Garden
- > Banquet Hall
- > Hedging
- > Clubhouse
- > Human foosball
- > Elder' park
- > Security cabin
- > Approach Road
- > Pet park
- > Snooker
- > Outdoor Gym
- > Zen court
- > Reflexology Park

WHERE CREATIVITY
MEETS COMFORT



THE WORLD OF SOULFUL LIVING EMBRACES ARTISTIC EXPRESSION WITHIN LIVING SPACES. FROM CURATED ART INSTALLATIONS TO THOUGHTFUL INTERIOR DESIGN, EVERY ELEMENT IS CHOSEN TO EVOKE A SENSE OF CREATIVITY AND COMFORT, TURNING YOUR HOME INTO A CANVAS FOR SELF-EXPRESSION.



BINARY TEMPLE TREE INVITES YOU TO MAKE IT YOUR OWN ADDRESS. ENTER A WHOLE NEW DIMENSION, WHERE EACH DAY IS A CELEBRATION OF LIFE. YOUR FAMILY ENJOYS THE PRICELESS JOYS OF SPACE, SILENCE AND UNPARALLELED COMFORT.

BINARY TEMPLE TREE INTRODUCE YOU TO A LUXURIOUS WAY OF LIVING. IT'S CAREFULLY CRAFTED 3 BHK RESIDENCES AREA PERFECT DELIGHT.



Temple Tree

3D ISOMETRIC VIEWS



SBA
1625 SFT

RERA AREA
1114 SFT

CARPET AREA
1166 SFT

UNIT : 1 | 2 | 3 | 4 | 5 | 6 | 12 | 14

3 BHK | NORTH FACING | 02-08 FLOORS

BREATHTAKING
PERSPECTIVES
FROM EVERY ANGLE



Temple Tree

3D ISOMETRIC VIEWS



The architectural team's focus on optimising space has transformed every apartment of BINARY TEMPLE TREE into free flowing homes. Apart from preserving the intimacy of bedrooms and living areas, the care has also been placed on including flexibility in usage through consecutive interconnected spaces.

The heart of every home - the kitchen - is designed lineally for maximising the storage capacity in it. In essence, the deft design has stripped away anything non-essential to make room for natural light and fresh air, almost everywhere.



SBA
1643 SFT

RERA AREA
1122 SFT

CARPET AREA
1174 SFT

UNIT : 7 | 8 | 9 | 10 | 15 | 17

3 BHK | EAST FACING | 02-08 FLOORS

RHYTHMIC DESIGN
FOR LIFESTYLE NEEDS
OF DIVERSE FAMILIES





Temple Tree



SBA
1574 sft

RERA AREA
1104 sft

CARPET AREA
1128 sft

UNIT : 11 | 3 BHK | EAST FACING | 02 - 08 FLOORS




Unplug your ecstasy and unwind in
some unforgettable moments





MAGICAL
MOMENTS
ON AN ICONIC
TEMPLE TREE

YOUR JOURNEY TO LUXURY
BEGINS HERE



A M E N I T I E S

An array of exquisite elements are thoughtfully included in the specifications of Binary Temple Tree with a view to create a sense of heightened elegance. Externally, the solid architecture significantly reflects enduring style amid clean lines achieved through the use of best building substances and a soothing palette of vivacious colours. Inside, each apartment is adorned with the finest of materials made by eminent companies/brands. The flawless finishing is achieved by the untiring efforts of master craftsmen with years of expertise.



AMENITIES

VARIOUS INDULGENCES ASSURE **SOCIAL CONNECTION** AND **PRIVATE IMMERSION**

The luxury amenities at Binary Temple Tree are designed exclusively for people of all ages and preferences. As individuals or in groups, large families to empty nesters, the various indulgences assure social connection as well as private immersion to all. What's more, the health enthusiasts and indoor games fanciers will never find a dull moment. And the kids and elderly too can spend time doing what they love in their own dedicated zones. Lastly, the thoughtful lifestyle features ensure a secure and relaxed setting where it's easy to feel right at home.



MAKING YOUR EVERYDAY
LIFE BETTER



An Elevated Indulgence

Binary Temple Tree



A Shining Sight That Will Stir A Feeling Of Pride



Temple Tree



Showcasing hints of residential resplendence concealed under a glazing commercial facade, Binary temple Tree stands tall with a shining personality of its own. With its discernible and distinguished elements, it possesses all the makings of a landmark. Clad in a rich palette of materials and textures, it rises majestically in the sylvan suburban landscape of the Garden City of Bengaluru. So whether it's going away or coming back, the familiar sight of the high rise will never fail to stir a feeling of pride.

SPECIFICATIONS



STRUCTURE

RCC framed structure with CC blocks outer walls 6 inch thick and internal walls 4 inch thick



PAINTING

External textured smooth finish + one coat oil-based primer + 2 coats of External Emulsion paint of Asian / Equivalent .
Internal Smooth putty finish + 1 coat primer + 2 coats of Premium Emulsion paint of Asian / Equivalent



DOORS (8FT HEIGHT)

MAIN DOOR - Engineered wooden door, full width jamb (with architrave)

INTERNAL DOORS - Engineered wooden doors with laminated Finish

TOILET AND UTILITY

WPC Doors with reputed make hardware/ As specified in internal doors



PLASTERING

External & internal single coat cement plaster



ELECTRICAL

- Havells switches or equivalent
- Fire resistant Havells or equivalent wires.



ELECTRICAL POINTS

- Provision of electrical points for refrigerator, chimney, washing machine with 2 additional plug points.

- TV & Telephone point in living room and master bedrooms.

Electrical point for geyser & exhaust fan in toilets.

AC point for living room and master bedrooms



ELEVATOR

6/8 Passenger capacity elevator of Otis \ Equivalent make.



FLOORING

800X800mm Double charged vitrified tiles for all bedrooms, kitchen, living and dining

TOILET (4'X2')

Antiskid ceramic tiles of reputed make and dado up to door height



CP & SANITARY FITTINGS & FIXTURES

- Grohe or jaguar or equivalent make ISI CP and sanitary fittings.
- TOTO or equivalent soft close seat cover EWC
- TOTO or equivalent monolithic one piece sink



WINDOWS

UPVC sliding windows with mosquito mesh and MS safety grill



BACKUP POWER

- 100% DG Backup power for common areas



UTILITY AND BALCONY

Anti skid ceramic tiles of reputed make dado up to 4' feet height in utility

Staircase

Natural Stone flooring with edge polish

Corridor

Double charged Vitrified tiles

Kitchen

- Provision for Designer modular kitchen electrical points to suit the electrical appliances needed in the kitchen
- Provision for water purifier exhaust /chimney
- Provision for washing machine in the utility area

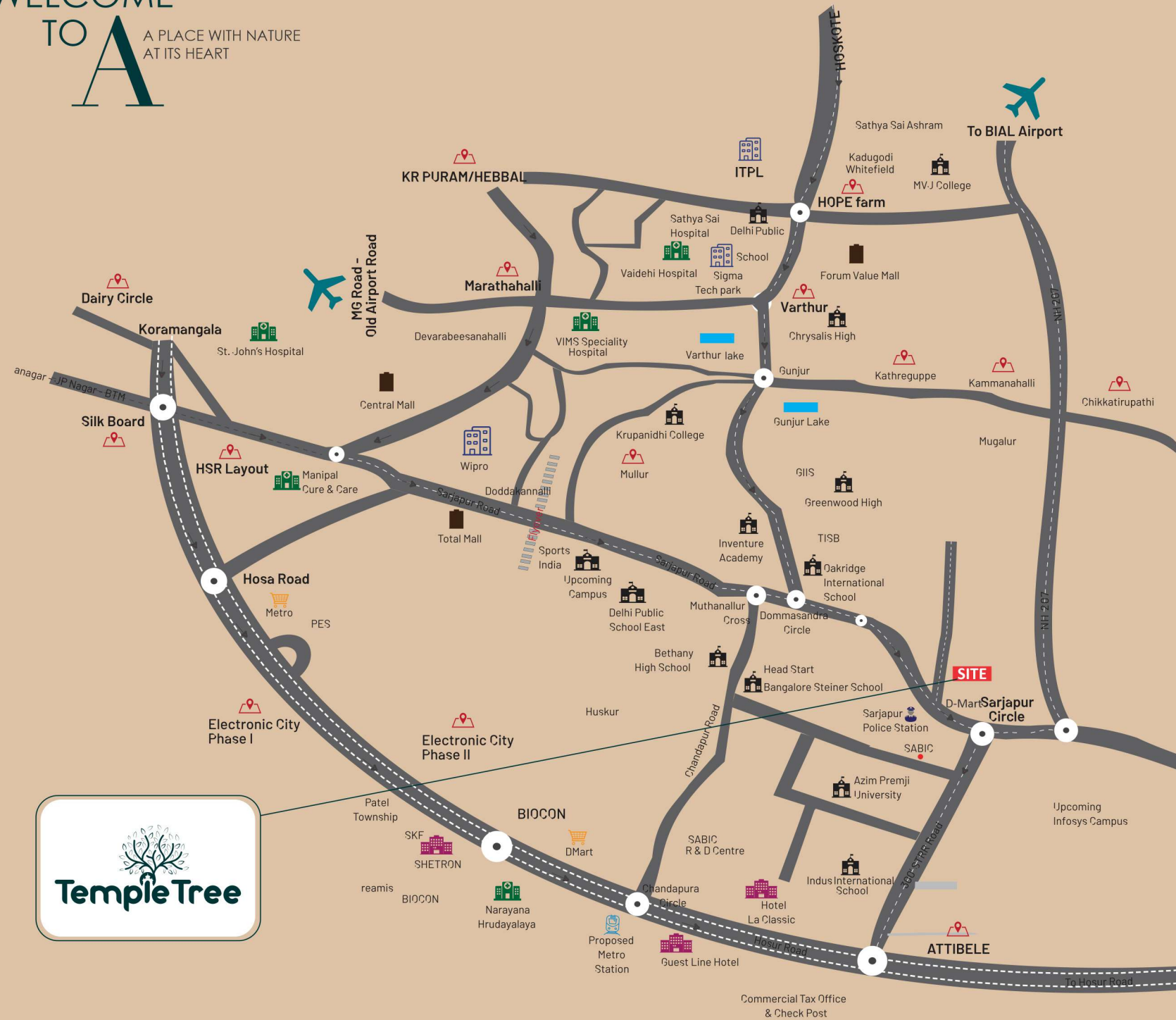
ELEMENTS &
CRAFTSMANSHIP
CREATE VISUALLY
SUPERIOR
NARRATIVE


Temple Tree

Note: Registration charges, GST and any other taxes applicable as per Govt norms to be borne by the customers only.

WELCOME
TO **A** PLACE WITH NATURE
AT ITS HEART

LOCATION PLAN
(NOT TO SCALE)



Blessed with a neighbourhood that's brimming with academic institutions and surrounded by IT hubs, Aarna Rajpath is set in placidly peaceful and leafy green streets of Varthur. Just a short stroll/drive from malls, cafés, watering holes, restaurants and entertainment options, you can experience the best of what Bengaluru has to offer in a jiffy.

LOCATION ADVANTAGES

EDUCATIONAL INSTITUTIONS

- + TISB
- + Greenwood High Int. School
- + Inventure Academy
- + Indus International School
- + Shlok International
- + Isme Management School
- + Azim Premji University(wipro)

HOSPITALS

- + Town Hospital Sarjapur
- + Spandhana Hospital
- + Manipalhospital
- + Sakra World Hospital
- + NH Multi Speciality Hospital

CORPORATE

- + Wipro Sez Kodathi
- + RGA Tech Park
- + Wipro Corporate Park
- + Electronic City Whitefield
- + Cessna Business Park

RETAIL&ENTERTAINMENT

- + D-Mart
- + Decathlon Limited
- + Food City Hypermall
- + Unique Hypermarket
- + Pheonix Marketcity



**NETWORK
WITHIN
YOUR WORLD**

**CLOSE TO LIFE, CLOSE TO
ENTERTAINMENT,
AND CLOSE TO NATURE**



Office Address

Sy No.49, Site No,07, Trinity Home Stead, Sarjapura Main Road,
Bengaluru Urban, Karnataka – 562 125.

Site Address

Binary Temple Tree

SY NO 19, Sompura Village, Near by Sowparnika Ananda,
Sarjapura Main road, Bangalore, Karnataka - 562 125.

Email : sales@binaryrealty.in | Website : www.binaryrealty.in

RERA No.: PRM/KA/RERA/1251/308/PR/220124/006570