



Project by:
VS Developers

ROYALE 22

Where Wishes Come True



at Kannamwar Nagar, Vikhroli (E)



RERA Registration No. P51800048541

website: maharera.mahaonline.gov.in

WELCOME
TO
ROYALE 22

Where
wishes
come
true



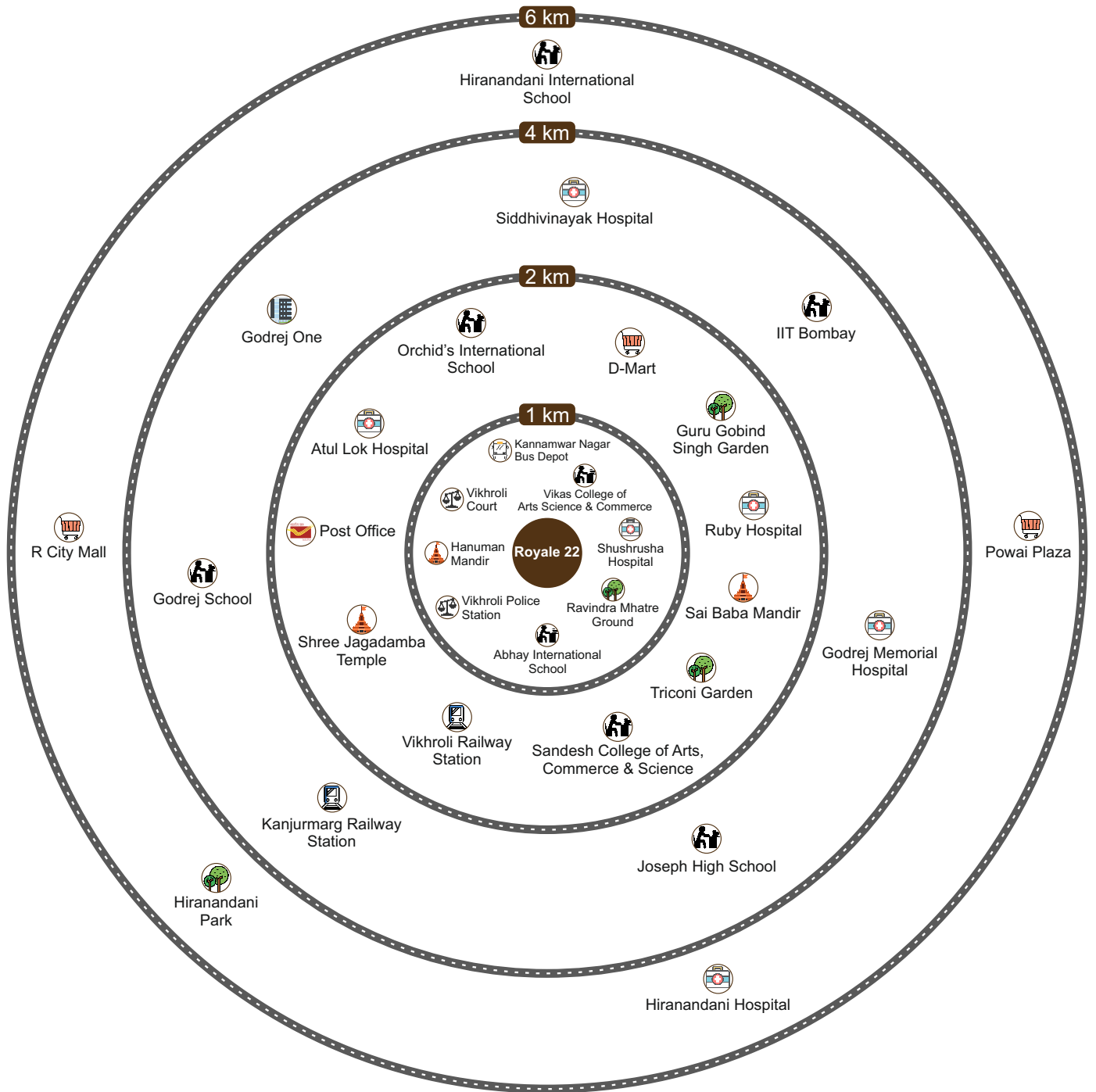
Artist's impression. Not an actual site photograph.



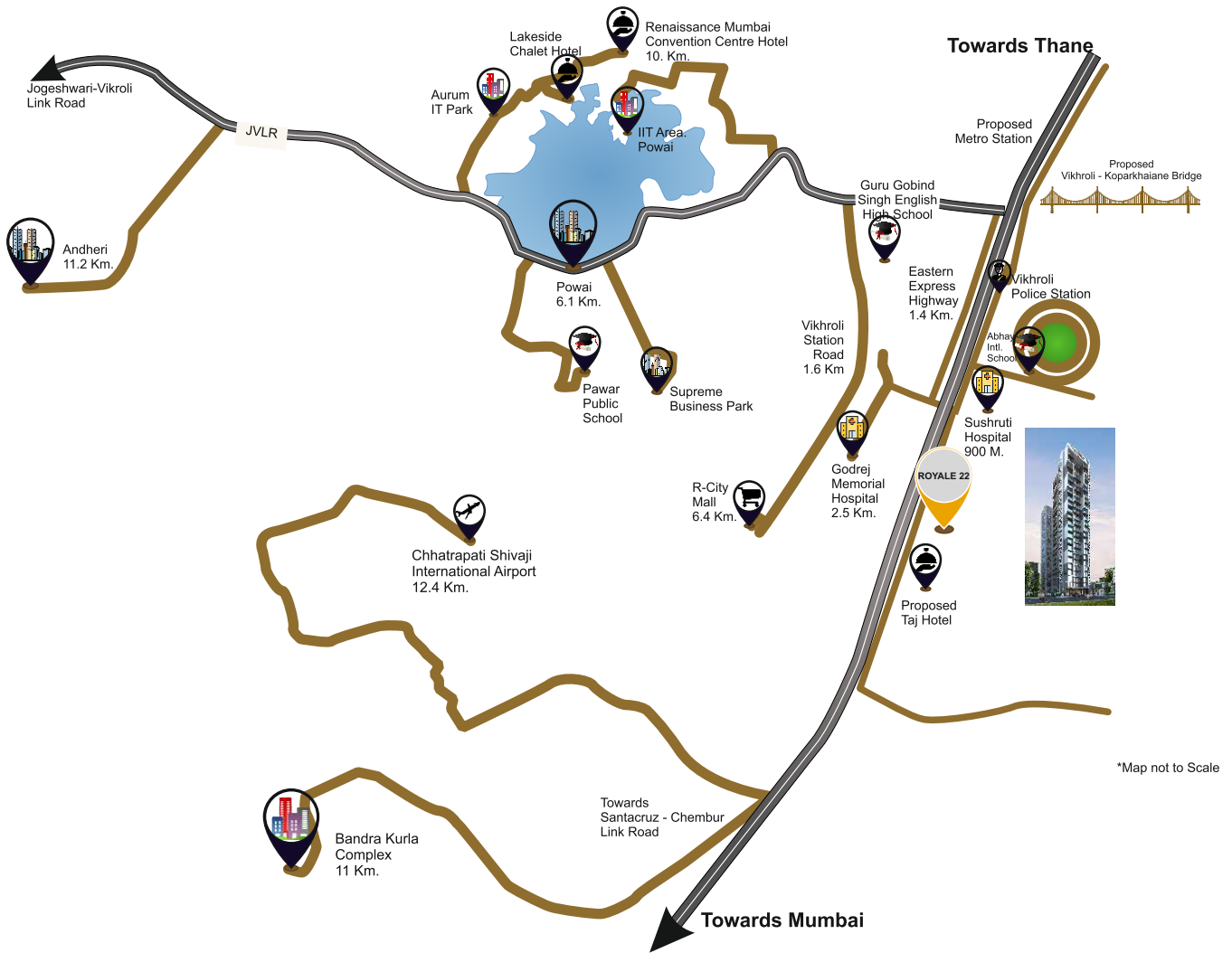




Proximity Chart



- Park
- Hospital
- Shopping
- Education
- Post
- Station
- Office
- Road
- Justice
- Bus Depot
- Worship



Location Advantages of **ROYALE 22**



Corporate Park (BKC) - 15 Min



Chhatrapati Shivaji International Airport - 12.4 Kms



Mumbai-Thane Expressway & Kalyan-Shilphata Road - 2 Min



Vikhroli Railway Station & Proposed Metro Station - 10 Min



Well-connected Mulund-Airoli Sea-link and Proposed Vikhroli-Koparkhairane Sea-link



All Prime Facilities of Education, Entertainment & Healthcare in 3 Km Radius



EVERY WISH, FULFILLED

Royale 22 is a world in itself and every square inch of the development has been designed to make your life complete. This world has everything you need, and everything you'll ever want. Be it the playing spaces for your kids, senior citizen park for your parents, proximity to business hubs no matter what your wish is, Royale 22 makes it come true.

Entrance
Lobby



TERRACE AREA AMENITIES





Yoga Area

Yoga is a mental, physical, and spiritual practice which helps in attaining a great mind, body and soul.

Yoga helps us reach within our inner - selves and form a spiritual connection with nature.

Open Gym

The addition of nature and fresh air helps make exercising fun and therefore more effective. Combining outdoor exercise, natural light and sensory stimulation has a "salutogenic" effect: reducing stress and



Play Area

The benefits of outdoor play for children's development are extensive, both in early childhood and the school-age years. Playing directly impacts a child's physical strength and ability to fight off illness.

Green Area

Green space also improve mental health. Exposure to greenery consistently lowers levels of anxiety, depression, and stress in adults as well as children. Living in close proximity to green spaces people livelonger and healthier.



Seating Area

Even if they're not aware of it - spending time outdoors can have major health benefits

The practice is said to reduce stress, lower blood pressure, and provide a mood boost.



Welcome
To
Sky Lounge



Open To Sky Gym | Reflexology Path | Meditation Area
Kids Play Area | Senior Citizen Area | Sky Lounge | Gazebo Area

Artist's impression. Not an actual site photograph.

Apartment Facilities



FLOORING :

Vitrified Flooring in all rooms
Designer Tiles in Kitchen



KITCHEN :

Granite Platform with
stainless steel sink



BATHROOM & TOILETS :

Toilet with Full Height
Glazed Tiles, Geyser and Exhaust Fan



DOORS :

Decorative Main Door with Laminate
Waterproof Doors in Toilets



WINDOWS :

UPVC / Alluminum Sliding Windows



LOBBY :

Decorative Entrance
Lobby



ELECTRIFICATION :

Concealed Copper Wiring
Branded electrical fitting equivalent



PLUMBING :

Concealed Plumbing with
Good Quality C.P. Fittings



PAINT :

Interior Walls with Lustre Paint



SECURITY :

CCTV Surveillance at all
Common Areas


External Amenities



DECORATIVE ENTERANCE LOBBY



TWO HIGH SPEED LIFTS



MECHANICAL CAR PARKING



WATER PROOFING TREATMENT
ON EXTERNAL FACADE

GROUND FLOOR PLAN



EXISTING 18.30MT. WIDE D.P. ROAD

The furniture, decorative items, etc. shown in the plan are only suggested and the same are not intended or obligated to be provided as per specifications and/or service in the flat/unit and does not form part of the standard specifications.

TYPICAL FLOOR PLAN

2nd to 22nd Floor



The furniture, decorative items, etc. shown in the plan are only suggested and the same are not intended or obligated to be provided as per specifications and/or service in the flat/unit and does not form part of the standard specifications.

REFUGE FLOOR PLAN

7th, 9th, 11th, 15th
17th, 19th, 21st Floor



REFUGE FLOOR PLAN

7th, 9th, 11th, 15th,
17th, 19th, 21st Floor



TYPICAL FLOOR PLAN

2nd to 22nd Floor



The furniture, decorative items, etc. shown in the plan are only suggested and the same are not intended or obligated to be provided as per specifications and/or service in the flat/unit and does not form part of the standard specifications.

RERA Carpet: 599 Sq .Ft.
2 BHK

TYPICAL FLOOR PLAN
Flat No - 01



The furniture, decorative items, etc. shown in the plan are only suggested and the same are not intended or obligated to be provided as per specifications and/or service in the flat/unit and does not form part of the standard specifications.

RERA Carpet: 437 Sq .Ft.
1 BHK

TYPICAL FLOOR PLAN
Flat No - 02



The furniture, decorative items, etc. shown in the plan are only suggested and the same are not intended or obligated to be provided as per specifications and/or service in the flat/unit and does not form part of the standard specifications.

RERA Carpet: 435 Sq .Ft.
1 BHK

TYPICAL FLOOR PLAN
Flat No - 03



The furniture, decorative items, etc. shown in the plan are only suggested and the same are not intended or obligated to be provided as per specifications and/or service in the flat/unit and does not form part of the standard specifications.

Flat No - 01 & 02 (Jodi)



The furniture, decorative items, etc. shown in the plan are only suggested and the same are not intended or obligated to be provided as per specifications and/or service in the flat/unit and does not form part of the standard specifications.



Project by:
VS Developers



MahaRERA Registration no. :

P51800048541

<http://maharera.mahaonline.gov.in>

Site Address :

VS Developers
ROYALE 22

Office Building No.1, Near HDIL Tower,
Kannamwar Nagar, Vikhroli East, Mumbai- 400083 - E-mail: vsdevelopers22@gmail.com

Call for booking : +91 99878 87844 / +91 99878 87846