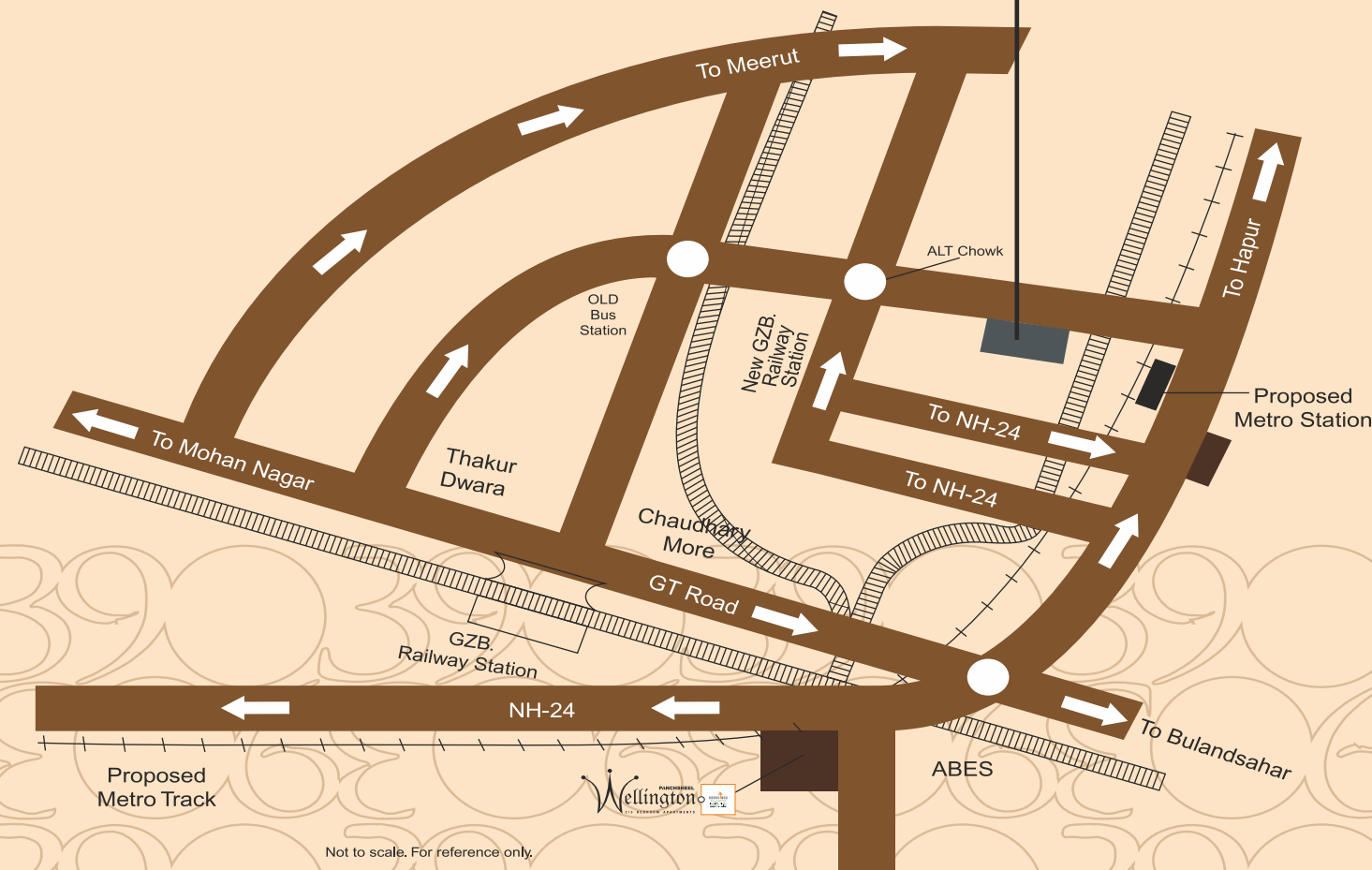


LOCATION MAP



Location Advantages

- Ghaziabad Railway Station - 7 kms.
- New Ghaziabad Railway Station - 3 kms.
- Old Bus Stand - 4 kms.
- CGO Complex - 2 kms.



Not to scale. For reference only.



Panchsheel Buildtech Pvt. Ltd.

(ISO 9001:2008 Company)

Corporate Office: H-169, Sector-63, Noida - 201301. | T: 0120-4777700 / 0120-4777777 (15 Lines) | F: 0120-4777798

Site Address: Panchsheel Prime390 at Panchsheel Primrose, Near Police Line, Ghaziabad.

E: sales@panchsheelgroup.com | Toll Free No.: 1800-120 00 3656 | W: panchsheelgroup.com

Sales Enquiry No. 7827 789 789



Disclaimer: Visual representation of images and elevation shown in this brochure are purely conceptual. All plans, specifications, layouts etc. are tentative and subject to variations and modifications by the company or the competent authorities and company does not bear any legal consequences for it. The areas are approx. 1 sq. mt. = 10.764 sq.ft. (10.764 sq.ft. = 1.0 sq.mt.) we are RERA compliant



Come home to exclusivity.



A PERFECT COMBINATION.

These well-appointed low-rise floors are part of Primrose, a modern gated residential project already a home to many families. Here you get to enjoy the facilities and amenities of group housing without having to compromise on anything. Come, indulge in an independent lifestyle that gives you the freedom of privacy and living as per your own choice.

FEATURES

Low-rise floors with the facilities of a group housing project • G+4, Two side open 3 BHK Floors, • Shopping convenience for daily needs • Parks with play area, walking & jogging tracks • Spacious and well ventilated rooms with windows open to fresh air • Rain water harvesting • Reserved car parking • Power back up facility • 24hrs. water supply in bathrooms & kitchen • Dedicated lift for each tower • In house club with modern facilities • Round the clock security with intercom.

*Low-rise Floors with Big Verandas
 and Group Housing Facilities.*



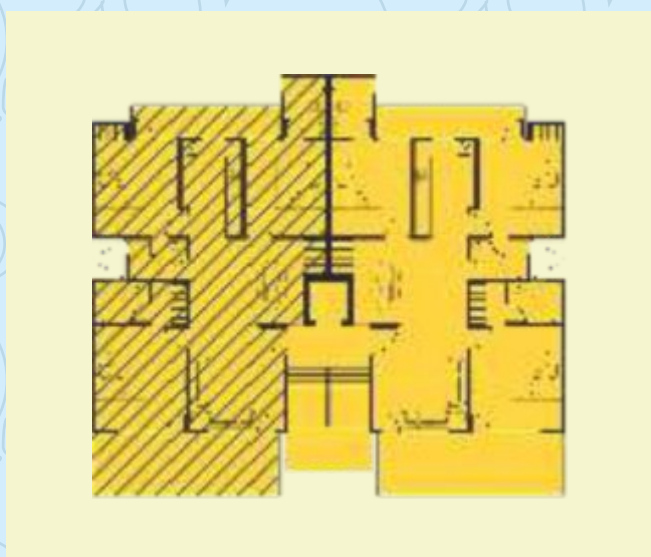


HIG
SALABLE AREA= 1640 SQ.FT.
3 BEDROOM + DRESS + 3 TOILETS

RERA Regn. Nos. of Projects : Phase - I UPRERAPRJ8667 | Phase - II UPRERAPRJ8678
Phase - III UPRERAPRJ8684 | Phase - IV UPRERAPRJ8687
For Details visit RERA website: www.up-rera.in

Disclaimer: Visual representation of images and elevation shown in this brochure are purely conceptual. All plans, specifications, layouts etc. are tentative and subject to variations and modifications by the company or the competent authorities and company does not bear any legal consequences for it. The areas are approx. 1 sq. mt. = 10.764 sq.ft. (10.764 sq.ft. = 1.0 sq.mt. = 10⁶ sq.mm.) we are RERA compliant

Disclaimer: Visual representation of images and elevation shown in this brochure are purely conceptual. All plans, specifications, layouts etc. are tentative and subject to variations and modifications by the company or the competent authorities and company does not bear any legal consequences for it. The areas are approx. 1 sq. mt. = 10.764 sq.ft. (10.764 sq.ft. = 1.0 sq.mt. = 10⁶ sq.mm.) we are RERA compliant



FLOOR PLAN

HIG
 SALABLE AREA= 1640 SQ.FT.
 3 BEDROOM + DRESS + 3 TOILETS

Flat 3D View



HIG-I / 3BHK + DRESS
AREA: 1640.00 SQ.FT.
3 Bedrooms
Dress
3 Toilets
2 Balconies

↑
ENTRY

Area	Sq. Ft.	Sq. Mt.
Salable	1640.00	152.36
Built-up	1286.94	119.56
Carpet	993.19	92.27

Disclaimer: Visual representation of images and elevation shown in this brochure are purely conceptual. All plans, specifications, layouts etc. are tentative and subject to variations and modifications by the company or the competent authorities and company does not bear any legal consequences for it. The areas are approx. 1 sq. mt. = 10.764 sq.ft. (10.764 sq.ft. = 1.0 sq.mt. = 10³ sq.mm.) we are RERA compliant

Disclaimer: Visual representation of images and elevation shown in this brochure are purely conceptual. All plans, specifications, layouts etc. are tentative and subject to variations and modifications by the company or the competent authorities and company does not bear any legal consequences for it. The areas are approx. 1 sq. mt. = 10.764 sq.ft. (10.764 sq.ft. = 1.0 sq.mt. = 10³ sq.mm.) we are RERA compliant



**PRIME 390 CLUB
 GROUND FLOOR**



**PRIME 390 CLUB
 FIRST FLOOR**

SPECIFICATIONS



WATER SUPPLY

Underground and overhead water tanks with pumps for 24 hours uninterrupted water supply.



INTERNAL /EXTERNAL FINISH

All internal walls plastered & painted in off-white shade of oil bound distemper, Plaster of Paris punning & cornices in drawing/dining room and bedrooms. Most modern & elegant permanent outer finish with high quality texture paint.



DOORS / WINDOWS

All external doors and window frames in UPVC.




KITCHEN

Ceramic glazed tiles up to 2 feet height above counter. Pre-polished granite platform with stainless steel sink.




ELECTRICAL

ISI copper wiring in P.V.C. concealed conduit. Provision for adequate light and power points as well as telephone & TV outlets with protective M.C.Bs.




TOILETS

Provision for hot & cold water system. Glazed tiles in pleasing colours on walls up to door level. European WC, washbasin & cistern in white shade in all toilets.




STRUCTURE

Earthquake resistant R.C.C. framed structure certified by IIT.



HARDWARE

All fittings with aluminum powder coated materials.



FLOORING

Vitrified tiles.

Panchsheel Group. Building Future.

World-class residential & commercial projects in Noida, Greater Noida, Vaishali & Ghaziabad

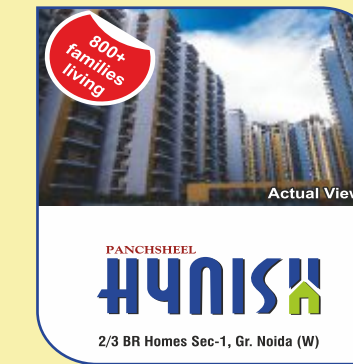
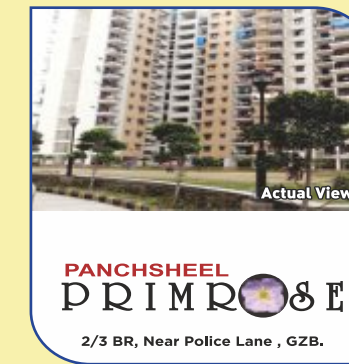

Nearly 3 decades
of strong standing

7000 + Possessions
Given Till Date

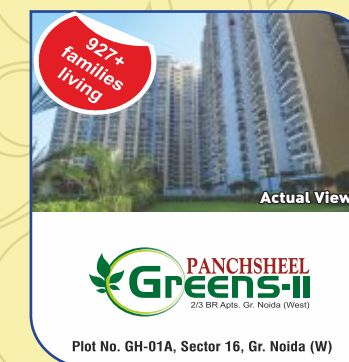

Thousands of
Satisfied Customers

Over 10,000 apartments
under construction

Delivered Projects



Ongoing Projects



Disclaimer: Visual representation of images and elevation shown in this brochure are purely conceptual. All plans, specifications, layouts etc. are tentative and subject to variations and modifications by the company or the competent authorities and company does not bear any legal consequences for it. The areas are approx. 1 sq. mt. = 10.764 sq.ft. (10.764 sq.ft. = 1.0 sq.mt. = 10³ sq.mm.) we are RERA compliant

Disclaimer: Visual representation of images and elevation shown in this brochure are purely conceptual. All plans, specifications, layouts etc. are tentative and subject to variations and modifications by the company or the competent authorities and company does not bear any legal consequences for it. The areas are approx. 1 sq. mt. = 10.764 sq.ft. (10.764 sq.ft. = 1.0 sq.mt. = 10³ sq.mm.) we are RERA compliant