

www.parthgroup.net



MahaRERA Registration No.: P51700015994 (<https://maharera.mahaonline.gov.in>)

Lifestyle Partner:



Architect:



Structural Engineer:



Project Approved by:



Site Address: Parth Skyone, Plot No. RH-212, 213, 214, 215, Gymkhana Road, Opposite Sagarli Ganesh Mandir,
Dombivli East - 421 203.

Corporate Address: Parth World LLP, Parth Magnus, Shop No. 5, 6, 7, Plot No. 22, Sector 4,
Next to Sanpada Railway Station, Sanpada, Navi Mumbai- 400 705.

Call: +91 951 366 6957 | 810 810 0461 | Email: sales@parthgroup.net

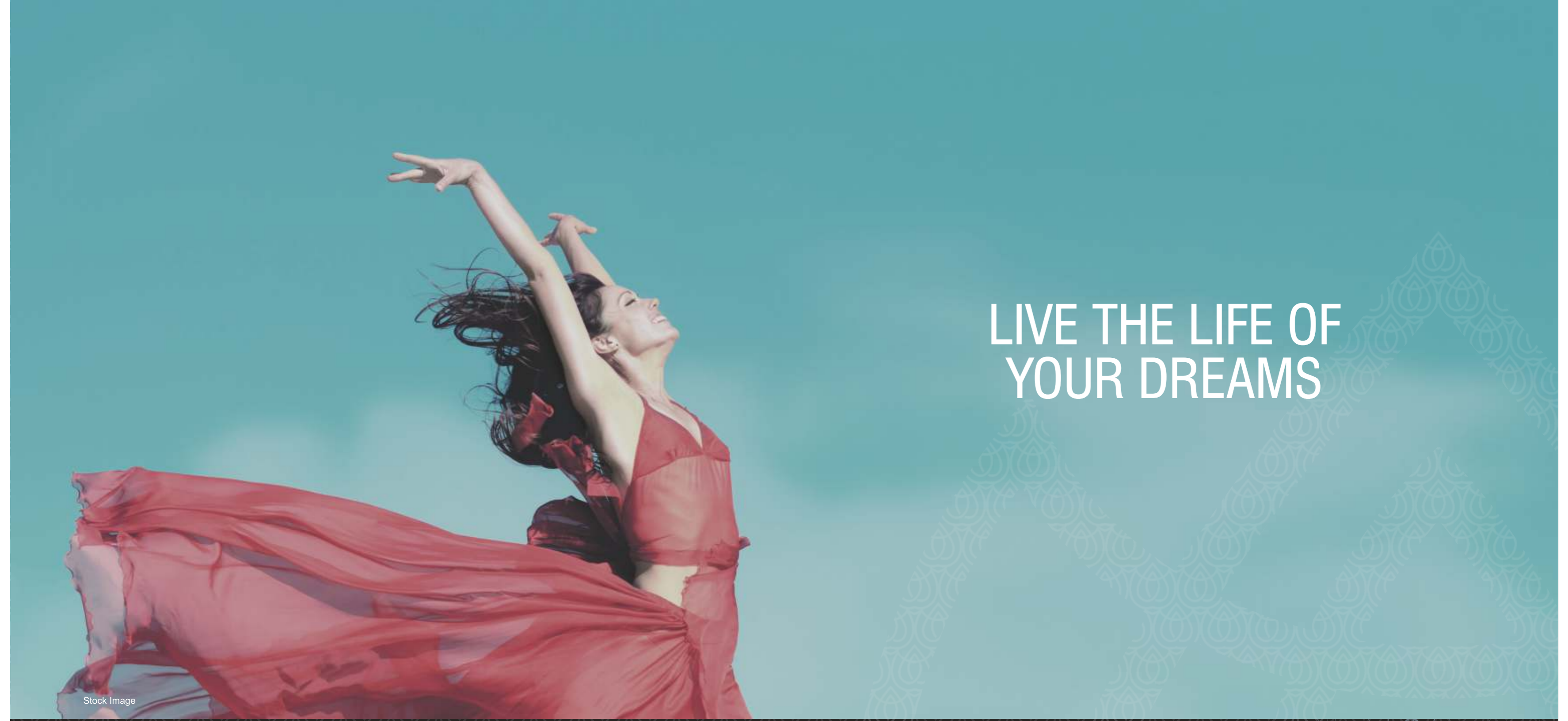

The pictures and information contained in this memorandum could undergo a change, if sanctioned plans and/ or other circumstances changes. The furniture and fixture shown in plans are suggestive and not to be provided.



PARTH SKYONE

CYMKHANA ROAD, DOMBIVALI

THE
PERFECT
ADDRESS



LIVE THE LIFE OF
YOUR DREAMS




Stock Image



SPEND QUALITY TIME WITH YOUR FAMILY




Stock Image



GET THE BEST OF BOTH
WORLDS - COMFORT &
CONVENIENCE



Stock Image



Stock Image

PLUSH SPACES FOR HAPPY FACES





Artist's Impression

The Brands shown in above image are for presentation only

RISE HIGH WITH DOMBIVLI'S FIRST HIGH RISE TOWER NEAR GYMKHANA

A ONE-OF-ITS-KIND SKY LIFE
WITH SKY RECREATION



PARTH SKYONE RISE HIGH IN LIFE

Life is always about looking up. Finding a place that houses dreams. A space that accommodates your innermost desires. Parth Group with a line of successful projects across Navi Mumbai now comes with Parth Skyone, Dombivli's first-of-its-kind sky recreation. A perfect address you would look up to and evolve every day.

PROJECT HALLMARKS

- G+17 Storey High Rise Tower
- Exclusive spacious 1 BHK Smart Homes & Jodi option
- Rooftop Sky Recreation
- Air-conditioned Gymnasium
- Near Dombivli Gymkhana
- 1.5 kms from Dombivli (E) Stn.
- Grand Entrance Lobby
- 24 hours water supply (FROM MIDC)
- Provision for inverter power backup
- Commercial plaza
- Roof top cafeteria
- Family Jacuzzi

*T&C apply



WELCOME TO DOMBIVLI,
**STAY RIGHT
 NEXT TO CONVENIENCE**

TRAVEL AT YOUR EASE TO THE LENGTH &
 BREADTH OF THE CITY



Near Posh Locality of Gymkhana Road



Dombivli Station - 1.5 kms



Empress Mall & Big Bazaar



KV Pendharkar College



AIMS Hospital

LOCATION STANDPOINTS

DISTANCES & COMMUTE:

- Dombivli Station – 5 mins
- Kalyan City – 15 mins
- Shil Phata Road – 20 mins

SCHOOLS & EDUCATIONAL INSTITUTES:

- SIA College of Higher Education
- KV Pendharkar College
- GSB Mandal School

LEISURE & ENTERTAINMENT:

- City Mall • Empress Mall • Everest Shopping Centre

CONNECTIVITY & CONVENIENCE:

- Easy access to Navi Mumbai, Thane via Shil Phata
- Major Junction on the Central Suburban Line
- Easy access to Mumbai-Nashik Highway

MEDICAL & HEALTHCARE FACILITIES:

- AIMS Hospital
- ICON Hospital
- Neptune Super Speciality Hospital

Images for Representation Purpose Only



A NEW LEVEL
OF HAPPINESS UNDER
THE BLISSFUL SKY

ROOFTOP SKY RECREATION

Stock Image



LIFESTYLE RECREATIONS

ROOFTOP RECREATION FEATURES

- 1 Children's Play Area
- 2 Air-conditioned Gymnasium
- 3 Indoor Games
- 4 Open Gymnasium
- 5 Jacuzzi
- 6 Rooftop Cafeteria
- 7 Pergola Sit-out
- 8 Rooftop relaxation garden and meditation area




Artist's Impression



REKINDLE THE AURA &
ENERGY CIRCLES OF YOUR BODY

ROOFTOP RELAXATION GARDEN & MEDITATION AREA



IDEAL OUTDOOR ROOM FOR
RELAXING AND ENTERTAINING

ROOFTOP PERGOLA



RELISH THE JOYS OF
LIFE OVER SIPS OF COFFEE

ROOFTOP CAFETERIA



SIT, RELAX & GIVE THE ROUTINE
A WELL-DESERVED BREAK

FAMILY JACUZZI

Artist's Impression



**WORLD OF SMILE & ADVENTURE
FOR THE SMALL & YOUNG**

KID'S PLAY AREA WITH ROCK CLIMBING

Artist's Impression



**PUMP UP THE
ENERGY TO GET IN SHAPE**

AIR-CONDITIONED GYMNASIUM



BUILD HEALTH & EXPLORE SERENITY
UNDER THE SUN

OPEN GYMNASIUM



PLAY WITH EASE
WIN WITH STYLE

INDOOR GAMES

WASH OFF THE STRESS
TO REJUVENATE & REFRESH

PERFORM YOGA IN OPEN AIR



Artist's Impression



**THE HIGHEST FORM
OF BLISS IS THROUGH
A BEAUTIFUL LIVING**

COMMERCIAL PLAZA FOR TOP END LIFESTYLE

- COMMERCIAL SHOPPING CENTRE WITH SHOPS ON 1ST FLOOR STARTING 100SQFT ONWARDS.
- 18 RETAIL SHOPS (RANGING FROM 335 SQ. FT. TO 2500 SQ. FT.)
- HUGE 15SQFT FRONTAGE AREA OUTSIDE RETAIL OUTLETS
- RELIANCE SMART POINT ALREADY FUNCTIONAL
- ESCALATOR AND SERVICE LIFT AVAILABLE FROM GROUND TO FIRST FLOOR SHOPPING COMPLEX



The brands shown in the above image are for presentation purpose only.



**MAKING A HOME
LOOK GREAT & RISE IN THE
EYES OF BEHOLDER**

APARTMENT & TOWER
FEATURES

SCIENCE OF PROSPERITY
PLANNED IN ITS PERFECT WAY


VASTU COMPLIANT HOMES



Stock Image

A CANVAS FOR YOU TO FEEL
AT HOME 24X7

SPACIOUS BEDROOMS



Stock Image

IMAGINE A PERFECT
RECIPE OF TASTE EVERYDAY

SPACIOUS KITCHEN LAYOUT




GO ON TO A LUXURIOUS
JOURNEY TO DE-STRESS YOURSELF

BRANDED FITTINGS IN BATHROOMS



A HASSLE-FREE ENVIRONMENT

24 HRS. WATER



ENTER INTO A WORLD
DESIGNED TO CAPTIVATE

ENTRANCE LOBBY



Stock Image

TRANSPORTATION TO YOUR
DESIRED LEVEL OF JOY

HIGH-SPEED ELEVATORS WITH
POWER BACK-UP

SECURED & SAFE
IS THE WAY TO A HAPPY FAMILY

24X7 CCTV SURVEILLANCE SYSTEM

YOUR WORRIES CAN
NOW TAKE ANOTHER ROAD

AMPLE CAR PARKING



Stock Image



Stock Image



Artist's Impression

PROJECT AT GLANCE

PROJECT HALLMARKS

- G+17 Storey High Rise Tower
- Spacious 1 BHK Smart Homes
- 24 Hrs Water
- Air-conditioned Gymnasium
- Near Gymkhana Road
- 1.5 Kms from Dombivli (E) Str.

LOCATION ADVANTAGES

DISTANCES & COMMUTE:

- Gharda Circle – 3 mins
- Dombivli Station – 5 mins
- Phadke Road – 7 mins
- Dombivli Bus Stop – 8 mins
- Thakurli Station – 10 mins
- Kalyan Station – 18 mins
- Kalyan-Shil Phata Road – 10 mins

CONNECTIVITY & CONVENIENCE:

- Easy Access to Navi Mumbai, Thane via Shil Phata
- Major Junction on the Central Suburban Line
- Easy access to Mumbai-Nashik Highway

SCHOOLS & EDUCATIONAL INSTITUTES:

- SIA College of Higher Education
- KV Pendharkar College
- Omkar Cambridge International School
- Sister Nivedita English High School
- GSB Mandal School

MEDICAL & HEALTHCARE FACILITIES:

- AIMS Hospital
- ICON Hospital
- Neptune Super Speciality Hospital

LEISURE & ENTERTAINMENT:

- City Mall
- Empress Mall
- Everest Shopping Centre
- Metro Junction Mall

ROOFTOP AMENITIES:

- Family Jacuzzi
- Open Gymnasium
- Airconditioned Gymnasium
- Indoor games
- Childrens play area
- Pergola sit-outs
- Cafeteria

APARTMENT FEATURES

- Private Sundeck in Select Apartments
- Spacious Kitchen Layout
- Branded Fittings In Bathrooms

INTERNAL SPECIFICATIONS

STRUCTURAL:

- Earthquake Resistant Construction with Anti-termite Treatment
- Vastu Compliant Homes
- Provision for Air-conditioner
- SS Railing with Glass in Balcony
- Provision for Wi-Fi on all Floors & Lobby

DOORS, FLOORING & TILES:

- Italian Marble Finish in Grand Entrance Lobby
- Luxurious Living Room with Vitrified Tiles
- Vitrified Flooring in other areas
- Flush Door with SS Fittings

PAINTS & EXTERIORS:

- Gypsum Plaster on Walls
- Water Proof Paint on External Walls
- Plastic Paint in Rooms

BATHROOMS & FIXTURES:

- Concealed Plumbing
- Jaquar or Equivalent Fittings
- Full Height Ceramic Tiles
- Geyser / Water Heater Connection

KITCHEN:

- Granite Platform with SS Sink
- MGL Gas Connection Provision
- Water Purifier

ELECTRICALS & FITTINGS:

- Concealed Copper Wiring
- RR Kabel / Polycab Wiring
- Branded ELCB & MCB Switches

SECURITY & SURVEILLANCE:

- 24x7 CCTV Surveillance System with Manned Security System
- Intercom Facility

PARKING & ELEVATORS:

- Ample Car Parking
- Hi-speed Lifts with Power Back-up

MISCELLANEOUS:

- MIDC Residential Tender Plot



1 BHK ODD UNIT PLAN
FLAT NO. - 1 & 8



1 BHK EVEN UNIT PLAN
FLAT NO. - 2, 3, 4, 5, 6 & 7



GROUND FLOOR PLAN



ODD FLOOR PLAN 3,5,7,9,11



ODD FLOOR PLAN 13, 15



BUILDING WORLDS THAT
RISE HIGH ON ASPIRATIONS



PARTH

EXCELLENCE IS A COMMITMENT

Started by a visionary Mr. Dharmesh Parikh, Parth Group is a dynamic enterprise in the field of real estate. Carrying the core beliefs of Mr Parikh in creating and developing projects that leave a mark, and cater to a wide range of people. Parth Group believes that the real estate industry, especially the aspects of construction, developments and execution is an art carved in the concrete. As a group our vision has been engaging in smart work with precise engineering skills while developing infrastructure focused on delivering customer delight. From time to time we have kept ourselves tune with the changing customer requirements to upgrade ourselves in a real-time basis. A reliable name in Navi Mumbai, we are committed to deliver the best to our clients and end-users. Since the beginning, our main thrust has been to offer premium class residential and commercial properties at competitive prices.

OUR OTHER PRESTIGIOUS PROJECTS



PARTH LAKE FRONT-AIROLI
NAVI MUMBAI



PARTH MAGNUS-SANPADA
NAVI MUMBAI



PARTH SOLITAIRE-KALAMBOLI
NAVI MUMBAI