



VVIP EMS Infrahome

Corporate Office: 3rd Floor, VVIP Style, Raj Nagar Extension, Ghaziabad, UP-201017

Site Office: VVIP Namah, Park Town, Aditya World City, NH 24, Ghaziabad

website: www.vvipgroup.in

RERA NO. UPRERAPRJ576907 / www.up-rera.in



VVIP

NAMAH

NH - 24, GHAZIABAD

3-4 BHK LUXURIOUS APARTMENTS

शुभ आरम्भ

Beginning of a serene life

Disclaimer: The images shown are artistic impressions* and no warranty is expressly or impliedly given that the completed development will comply in any degree with such artistic impression as depicted. The furniture, accessories, paintings, items, electronic goods, fittings/fixtures, decorative, false ceiling including finishing materials, specifications, shades, sizes etc. shown in the pictures are only indicative in nature, for illustrative purpose only & does not form a part of the standard specification. These are purely conceptual and constitute no legal offerings. Sale Deed for project Land executed with Registration No. 3701 registered in the office of Sub Registrar, Ghaziabad on 12th April, 2023. All project related sanctions can be seen in person at our site office including revised map sanctioned vide letter no. GDA/BP/22-23/1143 Dated 15/05/2023. 1sq. mtr. = 10.764 sq. ft. and 1 acre = 4047 sq. mtr. (approx.). The Court fees & Stamp Duty as applicable shall be borne by the customer. #Other Charges like Lease Rent, Dual Meter and IFMS as applicable shall be charged in addition to basic price of a unit. The offer shall be exclusive of government levies and applicable taxes. The official website of VVIP Group is www.vvipgroup.in. Please do not rely on the information provided on any other website. RERA No. UPRERAPRJ576907 | RERA Website www.up-rera.in



A trusted name in the Indian real estate sector, VVIP group excelled into prominence over three decades in the real estate infra and hospitality. The group has been thriving since its inception under the inspiring leadership of Mr. Praveen Tyagi and dynamic vision of his sons Mr. Vibhor Tyagi and Mr. Vaibhav Tyagi. VVIP group possesses expertise in the execution and construction of infrastructure projects, primarily real estate & hospitality. Beginning our real estate journey with our first residential project VVIP Addresses, we have achieved several great milestones and trust of our customers on the way.





VVIP

NAMAH

NH - 24, GHAZIABAD

3-4 BHK LUXURIOUS APARTMENTS

There is nothing more satisfying than a comfortable and well-equipped living adorned with the bounties of nature. At VVIP Namah, we bring the panch-tatva of nature together to present a Boutique Resort Living, to give shape to your biggest dream of owning a home. VVIP Namah enables life to evolve as it is meant to be, natural and comfortable.



Jal



Aakash



Vayu



Agni




Bhumi

स्वागतम्

YOUR COSMOS AWAITS



Feel positive vibes and start great as you enter
the perfect amalgamation of panch-tatva enabling
divine yet modern living. Welcome to a perfect
blend of spiritual beliefs and modern values.
Welcome to VVIP Namah.



VVIP
NAMAH
NH - 24, GHAZIABAD
3-4 BHK LUXURIOUS APARTMENTS



भूमि

Set your feet as roots in the womb,
this is your own,
your own earned home







Artistic image

स्थिरता

Make your mark

Life is supposed to be going on but you always need the sustainability and stability to keep it going well and sound, things that you find at your own place.





OWN YOUR PRIDE

In today's time when residential projects are sprouting from anywhere to everywhere, having a home that's approachable without rigorous instructions is a matter of pride.

Standing like a crown at NH-24, VVIP Namah claims an easy-to-spot prominent location that connects to all four directions conveniently.




-  Close to Eastern Peripheral
-  Located on NH-24
-  Strategic location





वायु

Keep your soul
flowing and fair, build
your castle amid fresh air.





Artist Image

सुकून

Love for serenity

Fresh air is as good for the mind as for the body. It feels like a medium of communication between us and the nature that touches our soul in a beautiful way.



Lush green surroundings



Peaceful living



Refreshing environment



Artistic Image

BREATHE IN THE JOY

Nestled amidst lush greenery and surrounded by vibrant landscapes, VVIP offers an unparalleled living experience. Immerse yourself in the tranquility of nature as you stroll through meticulously landscaped gardens, breathe in the fresh air, and awaken your senses to the beauty that surrounds you.

Take a leisurely walk along scenic trails or simply unwind in the shade of the verdant groves. Embrace a lifestyle where greenery becomes an integral part of your everyday life.



Jogging tracks



Landscaped gardens



Spacious & airy Balconies



Artistic Image



Control the mysteries
going side by side,
Take the stream,
flawless and right.





प्रवाह

Calm everyday

Water can heal, soothe and calm our minds. Living becomes divine when we stay close to this incredible gift of nature.





GOING WITH THE IDEAL IDEA

Life should flow like water, continuous and carefree. At VVIP Namah, we have made every effort to add a moment of calm to this fast and crazy lifestyle.

We believe "soothing views encourage soothing thoughts" and so whichever direction you look here, you will find soothing water features in different forms and shapes enhancing the charm of your residence by many folds.



City's first wave pool



Fountains & Lily ponds



Outdoor LED screen on floating deck



Artistic Image



अग्नि

Just a touch
to strengthen the traits,
we value much.




Artistic Image

शक्ति

Never a dull moment

The ultimate way to set your life on the right track is to utilise your energy at the right places, right people and right resources.





Artistic Image

DISCOVER YOUR INNER POWER

Escape the daily pressures of life and elevate your well-being to new heights. Immerse yourself in the pleasures of a luxurious club right within your residential society, where indulgence and relaxation await.

Gone are the days of long drives just to enjoy a game of billiards. Step out of your apartment and find yourself in a grand clubhouse, offering an array of leisure activities designed to rejuvenate your senses. Engage in captivating tabletop sports like air hockey or table tennis, or treat yourself to exotic refreshments that transport you to a world of bliss.



Tabletop sports



Fully equipped Gym



Refreshment zone



Artistic Image



आकाश

Choose to open up
your arms to fly high and
cherish all

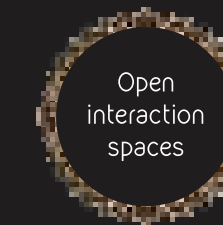


Artist's image

समावेश

Anything for you

There is no place for a void. Experience the joy of expanding your horizon and embracing everything at one place, right by the side of your home.



Open
interaction
spaces



Community
living




Peacock
point





EMBRACE EVERYTHING

Experience the Perfect Blend of Luxury and Leisure at Namah, where Elegance Reigns Supreme, and all within the Serene Embrace of an Exotic Open Terrace Garden.

Relax and Unwind in the Comfort of Cozy Seating Spaces, as you Delight in a Refreshing Cup of Coffee, fostering Connections within the Community or Engaging in Precious Moments of Self-Reflection.

 Open Terrace with seating arrangements

 Open air roof-top gym

 Surrounded by greenery



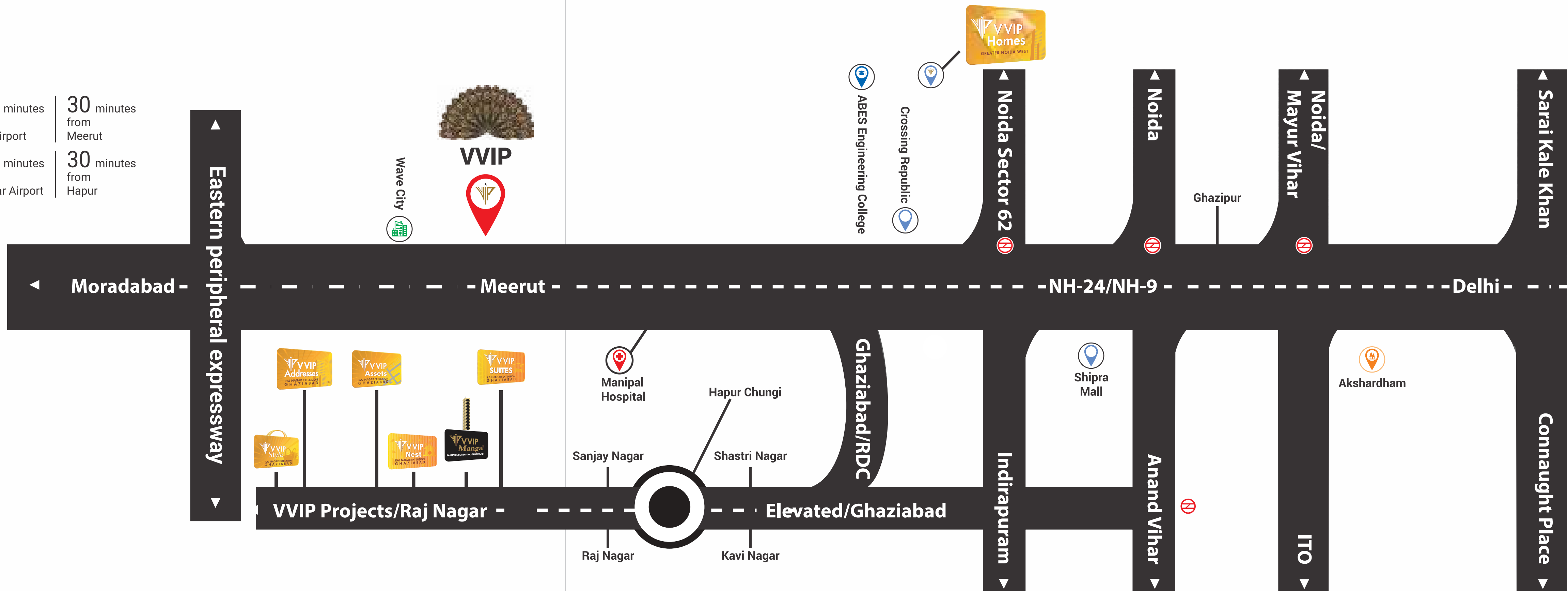


TERRACE PLAN



LOCATION MAP

5 minutes from Ghaziabad RDC	15 minutes from Hindon Airport	15 minutes from Anand Vihar	25 minutes from Nizamuddin Railway Station	55 minutes from IGI Airport	30 minutes from Meerut
10 minutes from Ghaziabad Railway Station	10 minutes from Sector 62 Noida	20 minutes from Akshardham	30 minutes from Connaught Place	50 minutes from Jewar Airport	30 minutes from Hapur



*Map not to scale
 Disclaimer: This map is for internal circulations only. The map depicts approximate locations and distances based on available data and are subject to change without prior notice.



SITE LAYOUT PLAN



- | | |
|-------------------------------------|-----------------------------|
| 1. Arrival Plaza | 9. Wave Pool |
| 2. Water Feature | 10. Entertainment Area |
| 3. Lily Pool | 11. Namah - The Prayer Hall |
| 4. Zen Garden | 12. Lawn |
| 5. Kid's Play Area | 13. Fountains/ water Bodies |
| 6. Badminton Court & Basketball Net | 14. Floating Deck |
| 7. Sit-out Space & Media Screen | 15. Tower Entry |
| 8. Refreshment Bar | |

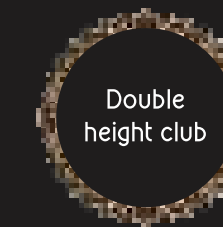
DOUBLE HEIGHT CLUB ENTRANCE LOBBY



Artistic Image

सुख

Our modern club is a testament to refined living, designed to cater to your desires. Socialize with fellow residents in stylish gathering spaces, or simply enjoy a moment of solitude amidst the joyful surroundings.



Double
height club



World class
amenities




Multiple
recreational
options



Artistic Image

PREMIUM CLUB OFFERINGS



- Double Height Club House with World Class Amenities
- Thrilling Table Tennis
- Exciting Pool Table
- Fun Foosball Table
- Fun Air Hockey
- Well-lit Corridor
- State-of-the-art Gym
- Rejuvenating Yoga Space
- Refreshing Coffee Café
- Wide Passage
- Spacious Lounge Space
- Cozy Cards/ Carrom Room
- Luxurious Banquet hall
- Exciting Kids Zone
- Modern Lift Lobby

UP YOUR GAME



LITTLE PARADISE FOR LITTLE ONES



UNVEILING EXQUISITE EXCELLENCE



HEAL TO HEALTH



ROYAL RAJASTHANI JHAROKHA DESIGN



घर

Gentle whispers of the wind, warm embrace of the sun, grounding presence of the earth beneath your feet, soothing melodies of flowing water, and the vibrant colors of flourishing flora.

Experience a harmonious union of opulence and nature, where your dreams of a tranquil lifestyle come to life.



BIRD'S EYE VIEW



FLOOR PLANS



Tower-A Key Plan
 Tower A (3105) 4BHK + 5 T +
 Servant + 6 Balcony

Unit - 1 & 2
 Super Area - 288.44 SQ.MT. (3105 SQ.FT.)
 Carpet Area - 156.47 SQ.MT. (1684.24 SQ.FT.)
 Balcony Area - 47.54 SQ.MT. (511.72 SQ.FT.)
 Built-Up Area - 213.50 SQ.MT. (2298.11 SQ.FT.)

FLOOR PLANS



Tower-B Key Plan
 Tower B Type - I (1980) 3BHK + 3 T + Study/ Store + 3 Balcony

Unit - 1, 3 & 4
 Super Area - 184.13 SQ.MT. (1980 SQ.FT.)
 Carpet Area - 100.04 SQ.MT. (1076.83 SQ.FT.)
 Balcony Area - 26.42 SQ.MT. (284.38 SQ.FT.)
 Built-Up Area - 136.82 SQ.MT. (1472.73 SQ.FT.)

Disclaimer: While every attempt has been made to ensure the accuracy of the plans shown, all measurements, positioning, fixture, fittings and any other data shown are an approximate interpretation for illustrative purposes only and are not to scale. No responsibility is taken for any error, omission, mis-statement or use of data shown. The company reserves the right to make changes in the plans, specifications, dimensions and elevations without any prior notice. Super Area: (i) the entire area of the said flat enclosed by its periphery walls, including half of the area under common walls between two flats, and full area of walls in other case; area under columns, cupboards, windows, window projections and balconies; and (ii) proportionate share of service area to be utilized for common use and facilities, including but not limited to lobbies, staircase, circulating areas, lifts, shafts, passage, corridors, stairs, lift machine room, area for water supply arrangement, maintenance office, security/fire control rooms etc. Built up Area: Built up area, as per CREDAI definition, shall mean the total Polyline(PLine) area measured on the outer line of the unit including balconies and /or terrace with or without roof. The outer walls which are shared with another units shall be computed at 50% Remaining Outer walls are computed at 100%. Carpet Area: Carpet Area is the net usable floor area of an apartment, excluding the area covered by the external walls, areas under services shaft exclusive balcony or verandah area and exclusive open terrace area, but includes the area covered by the internal partition walls of the apartment. 1 sq. ft. = 0.0929 sq. mt., 1 sq. mt. = 10.764 sq. ft., 1 ft. = 0.305 mt and 1 mt = 3.281 ft.

Disclaimer: While every attempt has been made to ensure the accuracy of the plans shown, all measurements, positioning, fixture, fittings and any other data shown are an approximate interpretation for illustrative purposes only and are not to scale. No responsibility is taken for any error, omission, mis-statement or use of data shown. The company reserves the right to make changes in the plans, specifications, dimensions and elevations without any prior notice. Super Area: (i) the entire area of the said flat enclosed by its periphery walls, including half of the area under common walls between two flats, and full area of walls in other case; area under columns, cupboards, windows, window projections and balconies; and (ii) proportionate share of service area to be utilized for common use and facilities, including but not limited to lobbies, staircase, circulating areas, lifts, shafts, passage, corridors, stairs, lift machine room, area for water supply arrangement, maintenance office, security/fire control rooms etc. Built up Area: Built up area, as per CREDAI definition, shall mean the total Polyline(PLine) area measured on the outer line of the unit including balconies and /or terrace with or without roof. The outer walls which are shared with another units shall be computed at 50% Remaining Outer walls are computed at 100%. Carpet Area: Carpet Area is the net usable floor area of an apartment, excluding the area covered by the external walls, areas under services shaft exclusive balcony or verandah area and exclusive open terrace area, but includes the area covered by the internal partition walls of the apartment. 1 sq. ft. = 0.0929 sq. mt., 1 sq. mt. = 10.764 sq. ft., 1 ft. = 0.305 mt and 1 mt = 3.281 ft.

FLOOR PLANS



Tower-B Key Plan

Type - II (1980) 3BHK + 3 T + 3 Balcony

Unit - 2

Super Area - 184.60 SQ.MT. (1980 SQ.FT.)

Carpet Area - 95.35 SQ.MT. (1026.35 SQ.FT.)

Balcony Area - 29.94 SQ.MT. (322.27 SQ.FT.)

Built-Up Area - 135.92 SQ. MT. (1463.04 SQ.FT.)

FLOOR PLANS



Tower-B Key Plan

Type - III (1635) 3BHK + 3 T + 3 Balcony

Unit - 5

Super Area - 151.73 SQ.MT. (1635 SQ.FT.)

Carpet Area - 80.63 SQ.MT. (867.90 SQ.FT.)

Balcony Area - 27.89 SQ.MT. (300.21 SQ.FT.)

Built-Up Area - 115.17 SQ.MT. (1239.69 SQ.FT.)

Disclaimer: While every attempt has been made to ensure the accuracy of the plans shown, all measurements, positioning, fixture, fittings and any other data shown are an approximate interpretation for illustrative purposes only and are not to scale. No responsibility is taken for any error, omission, mis-statement or use of data shown. The company reserves the right to make changes in the plans, specifications, dimensions and elevations without any prior notice. Super Area: (i) the entire area of the said flat enclosed by its periphery walls, including half of the area under common walls between two flats, and full area of walls in other case; area under columns, cupboards, windows, window projections and balconies; and (ii) proportionate share of service area to be utilized for common use and facilities, including but not limited to lobbies, staircase, circulating areas, lifts, shafts, passage, corridors, stairs, lift machine room, area for water supply arrangement, maintenance office, security/fire control rooms etc. Built up Area: Built up area, as per CREDAI definition, shall mean the total Polyline(PLine) area measured on the outer line of the unit including balconies and/or terrace with or without roof. The outer walls which are shared with another units shall be computed at 50%. Remaining Outer walls are computed at 100%. Carpet Area: Carpet Area is the net usable floor area of an apartment, excluding the area covered by the external walls, areas under services shaft exclusive balcony or verandah area and exclusive open terrace area, but includes the area covered by the internal partition walls of the apartment. 1 sq. ft. = 0.0929 sq. mt., 1 sq. mt. = 10.764 sq. ft., 1 ft. = 0.305 mt and 1 mt = 3.281 ft.

Disclaimer: While every attempt has been made to ensure the accuracy of the plans shown, all measurements, positioning, fixture, fittings and any other data shown are an approximate interpretation for illustrative purposes only and are not to scale. No responsibility is taken for any error, omission, mis-statement or use of data shown. The company reserves the right to make changes in the plans, specifications, dimensions and elevations without any prior notice. Super Area: (i) the entire area of the said flat enclosed by its periphery walls, including half of the area under common walls between two flats, and full area of walls in other case; area under columns, cupboards, windows, window projections and balconies; and (ii) proportionate share of service area to be utilized for common use and facilities, including but not limited to lobbies, staircase, circulating areas, lifts, shafts, passage, corridors, stairs, lift machine room, area for water supply arrangement, maintenance office, security/fire control rooms etc. Built up Area: Built up area, as per CREDAI definition, shall mean the total Polyline(PLine) area measured on the outer line of the unit including balconies and/or terrace with or without roof. The outer walls which are shared with another units shall be computed at 50%. Remaining Outer walls are computed at 100%. Carpet Area: Carpet Area is the net usable floor area of an apartment, excluding the area covered by the external walls, areas under services shaft exclusive balcony or verandah area and exclusive open terrace area, but includes the area covered by the internal partition walls of the apartment. 1 sq. ft. = 0.0929 sq. mt., 1 sq. mt. = 10.764 sq. ft., 1 ft. = 0.305 mt and 1 mt = 3.281 ft.

FLOOR PLANS



Tower-C Key Plan

Tower C Type - I (1985) 3BHK + 3 T + 3 Balcony

- Unit - 4 & 6
- Super Area - 184.59 SQ.MT. (1985 SQ.FT.)
- Carpet Area - 96.14 SQ.MT. (1034.85 SQ.FT.)
- Balcony Area - 31.07 SQ.MT. (334.43 SQ.FT.)
- Built-Up Area - 136.78 SQ.MT. (1472.30 SQ. FT.)

FLOOR PLANS



Tower-C Key Plan

Type - II (1970) 3BHK + 3 T + Study/ Store + 3 Balcony

- Unit - 1, 2 & 3
- Super Area - 182.88 SQ.MT. (1970 SQ.FT.)
- Carpet Area - 101.56 SQ.MT. (1093.19 SQ.FT.)
- Balcony Area - 26.15 SQ.MT. (281.48 SQ.FT.)
- Built-Up Area - 137.95 SQ.MT. (1484.90 SQ. FT.)

Disclaimer: While every attempt has been made to ensure the accuracy of the plans shown, all measurements, positioning, fixture, fittings and any other data shown are an approximate interpretation for illustrative purposes only and are not to scale. No responsibility is taken for any error, omission, mis-statement or use of data shown. The company reserves the right to make changes in the plans, specifications, dimensions and elevations without any prior notice. Super Area: (i) the entire area of the said flat enclosed by its periphery walls, including half of the area under common walls between two flats, and full area of walls in other case; area under columns, cupboards, windows, window projections and balconies; and (ii) proportionate share of service area to be utilized for common use and facilities, including but not limited to lobbies, staircase, circulating areas, lifts, shafts, passage, corridors, stairs, lift machine room, area for water supply arrangement, maintenance office, security/fire control rooms etc. Built up Area: Built up area, as per CREDAI definition, shall mean the total Polyline(PLine) area measured on the outer line of the unit including balconies and /or terrace with or without roof. The outer walls which are shared with another units shall be computed at 50% Remaining Outer walls are computed at 100%. Carpet Area: Carpet Area is the net usable floor area of an apartment, excluding the area covered by the external walls, areas under services shaft exclusive balcony or verandah area and exclusive open terrace area, but includes the area covered by the internal partition walls of the apartment. 1 sq. ft. = 0.0929 sq. mt., 1 sq. mt. = 10.764 sq. ft., 1 ft. = 0.305 mt and 1 mt = 3.281 ft.

Disclaimer: While every attempt has been made to ensure the accuracy of the plans shown, all measurements, positioning, fixture, fittings and any other data shown are an approximate interpretation for illustrative purposes only and are not to scale. No responsibility is taken for any error, omission, mis-statement or use of data shown. The company reserves the right to make changes in the plans, specifications, dimensions and elevations without any prior notice. Super Area: (i) the entire area of the said flat enclosed by its periphery walls, including half of the area under common walls between two flats, and full area of walls in other case; area under columns, cupboards, windows, window projections and balconies; and (ii) proportionate share of service area to be utilized for common use and facilities, including but not limited to lobbies, staircase, circulating areas, lifts, shafts, passage, corridors, stairs, lift machine room, area for water supply arrangement, maintenance office, security/fire control rooms etc. Built up Area: Built up area, as per CREDAI definition, shall mean the total Polyline(PLine) area measured on the outer line of the unit including balconies and /or terrace with or without roof. The outer walls which are shared with another units shall be computed at 50% Remaining Outer walls are computed at 100%. Carpet Area: Carpet Area is the net usable floor area of an apartment, excluding the area covered by the external walls, areas under services shaft exclusive balcony or verandah area and exclusive open terrace area, but includes the area covered by the internal partition walls of the apartment. 1 sq. ft. = 0.0929 sq. mt., 1 sq. mt. = 10.764 sq. ft., 1 ft. = 0.305 mt and 1 mt = 3.281 ft.

FLOOR PLANS



Tower-C Key Plan

Type - III (1650) 3BHK + 3 T + 3 Balcony

Unit - 5

Super Area - 153.51 SQ.MT. (1650 SQ.FT.)

Carpet Area - 81.53 SQ.MT. (877.59 SQ.FT.)

Balcony Area - 26.70 SQ.MT. (287.39 SQ.FT.)

Built-Up Area - 113.72 SQ.MT.(1224.08 SQ. FT.)

PROJECT SPECIFICATIONS



Floor Heights 3150 mm (10'-6")

Structure RCC Framed

Walls RCC walls

Door Frame 8'-0" height wooden

External door & Window UPVC/Aluminium Powder coated sliding Doors.

Main Door Laminated Finished door with brass fittings.

Flooring Big vitrified tiles on floor

Toilet Designer Glazed tiles 7'-0" Height on wall. Wall mounted W.C. Anti-skid floor tiles.

Kitchen Granite Platform with steel sink, Glazed tile in Dado up to 2'-0" from platform.

Internal Door Shutter factory finished laminated door shutter.

Lift Mitsubishi/Schindler/Otis or equivalent

Water Supply Concealed water lines with standard quality fittings C.P & Chinaware.

Electrical Concealed copper wiring with standard quality fittings, Boards & Switches.

Painting External wall finished with weather proof paint, Internal wall with acrylic emulsion (Plastic Paint), steel work finished with enamel paint.

Boundary Gated boundary wall Complex.

Others Designer Light Fixtures in Porch, Entrance Gate and Common Areas.

Security Exclusive Guard at Main Entrance Lobby.


















Balcony S.S. frame with glass

Civil Work (Shuttering) Aluminium shuttering for Structure work.


Disclaimer: While every attempt has been made to ensure the accuracy of the plans shown, all measurements, positioning, fixture, fittings and any other data shown are an approximate interpretation for illustrative purposes only and are not to scale. No responsibility is taken for any error, omission, mis-statement or use of data shown. The company reserves the right to make changes in the plans, specifications, dimensions and elevations without any prior notice. Super Area: (i) the entire area of the said flat enclosed by its periphery walls, including half of the area under common walls between two flats, and full area of walls in other case; area under columns, cupboards, windows, window projections and balconies; and (ii) proportionate share of service area to be utilized for common use and facilities, including but not limited to lobbies, staircase, circulating areas, lifts, shafts, passage, corridors, stairs, lift machine room, area for water supply arrangement, maintenance office, security/fire control rooms etc. Built up Area: Built up area, as per CREDAI definition, shall mean the total Polyline(PLine) area measured on the outer line of the unit including balconies and /or terrace with or without roof. The outer walls which are shared with another units shall be computed at 50% Remaining Outer walls are computed at 100%. Carpet Area: Carpet Area is the net usable floor area of an apartment, excluding the area covered by the external walls, areas under services shaft exclusive balcony or verandah area and exclusive open terrace area, but includes the area covered by the internal partition walls of the apartment. 1 sq. ft. = 0.0929 sq. mt., 1 sq. mt. = 10.764 sq. ft., 1 ft. = 0.305 mt and 1 mt = 3.281 ft.

PROJECT FEATURES




-  Water features with fountains
-  Zen Park
-  Lilly Park
-  Rose Park
-  Spacious jogging track
-  Kids play area
-  Badminton court with basket ball
-  No vehicle movements in pathways
-  Rajasthani fort exterior
-  Exquisite double height club
-  Wave effect Swimming pool
-  Deck sitting with LED screen nearby swimming pool
-  Refreshment Bar
-  10.5 ft. floor to floor ceiling height
-  8 ft. door & windows in all the rooms
-  SS Railing with Glass in all the balconies
-  Terrace with cafés and exotic landscape

OUR LANDMARK PROJECTS



We carry learnings of three decades of our existence in everything we build. Our adamant belief in work principles and quality of agility in our actions has helped us turn thousands of dreams into a happy and thriving reality.



www.vvipgroup.in