

A PROJECT BY



TULSI AAWAS

Kharvai, Opp. Gaav Devi Mandir, Badlapur (E)-421 503.

T : +91 80 80 88 55 88 • E : sales@raj-group.co

W : www.raj-group.co



MAHARERA NO: P51700046339
<http://maharera.mahaonline.gov.in>



STRATEGIC PARTNER

Note : All plans, drawings, amenities, facilities, etc. are subject to the approval of the respective authorities and would be changed, if necessary. The discretion remains with the developer.
All renderings, floor plans, pictures and maps are the artist's conceptions and not actual depictions of the building, its walls, roadways or landscaping. Dimensions in plan are mentioned in British systems for user's ease. Conversion : - 1 smt = 10,764 sq.ft. 1 mtr = 3.28 ft.



CELEBRATE EXCELLENCE WITH
THE EMINENCE OF LIFE

TULSI



WELCOME TO THE FUTURE | WELCOME TO THE CITY

A MASTERPIECE INSPIRED
FROM MASTERPIECES



TULSI
AAWAS
BADLAPUR-EAST

A PERFECT EMBODIMENT OF ALL
GOOD THINGS LIFE HAS TO OFFER

AT A GLANCE

- Luxurious 1 & 2 Bhk Flat • Shops
- Just 5 Minutes Drive From Badlapur Railway Station
- Lavish Clubhouse With World-class Amenities
- Children's Play Area
- Close to Market, Schools, Colleges, Medical Facility






LIVING ON THE GREEN SIDE
THE MASTERPIECE



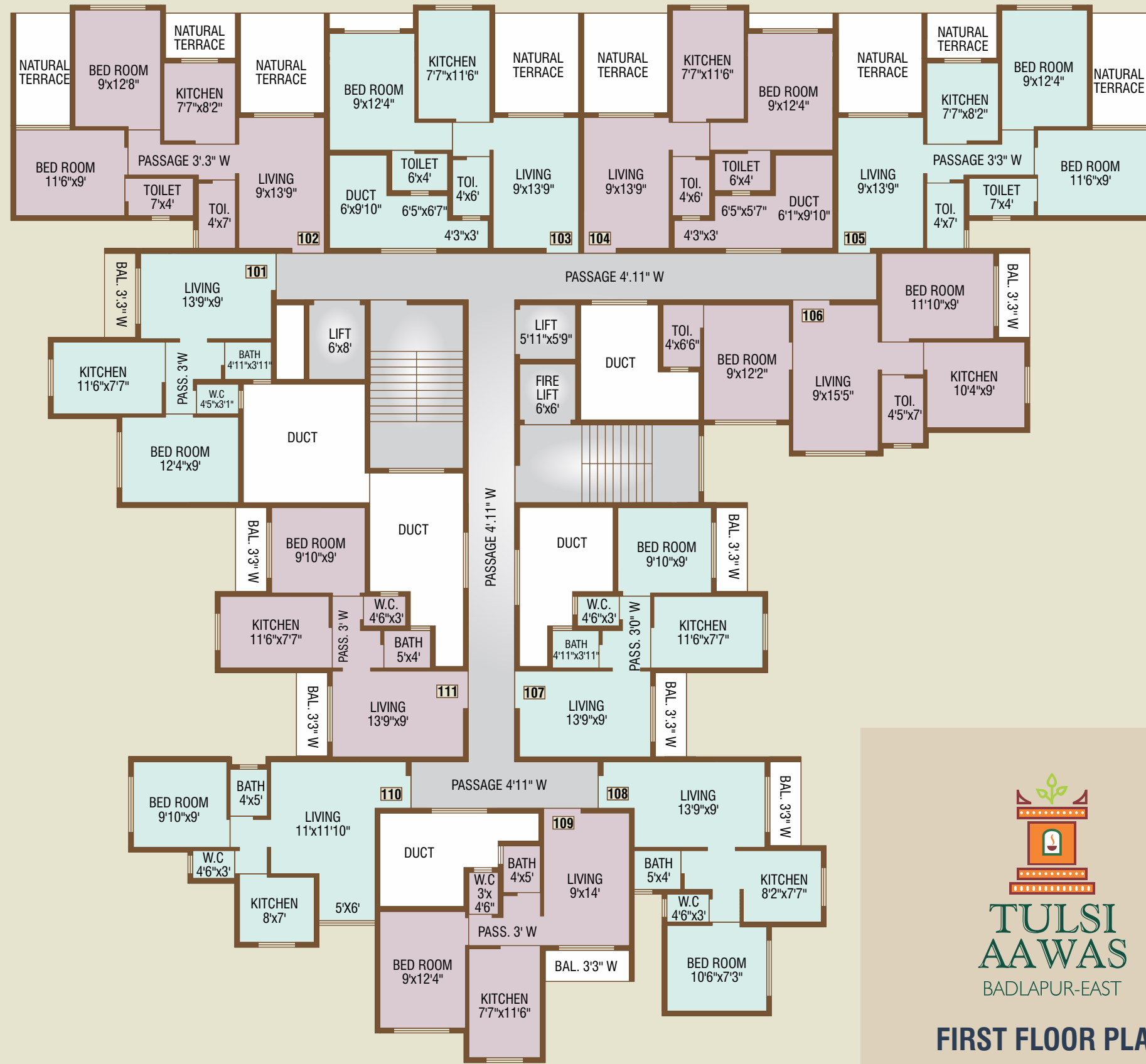
THE PERFECT ADDRESS
A PROMISING DESTINATION



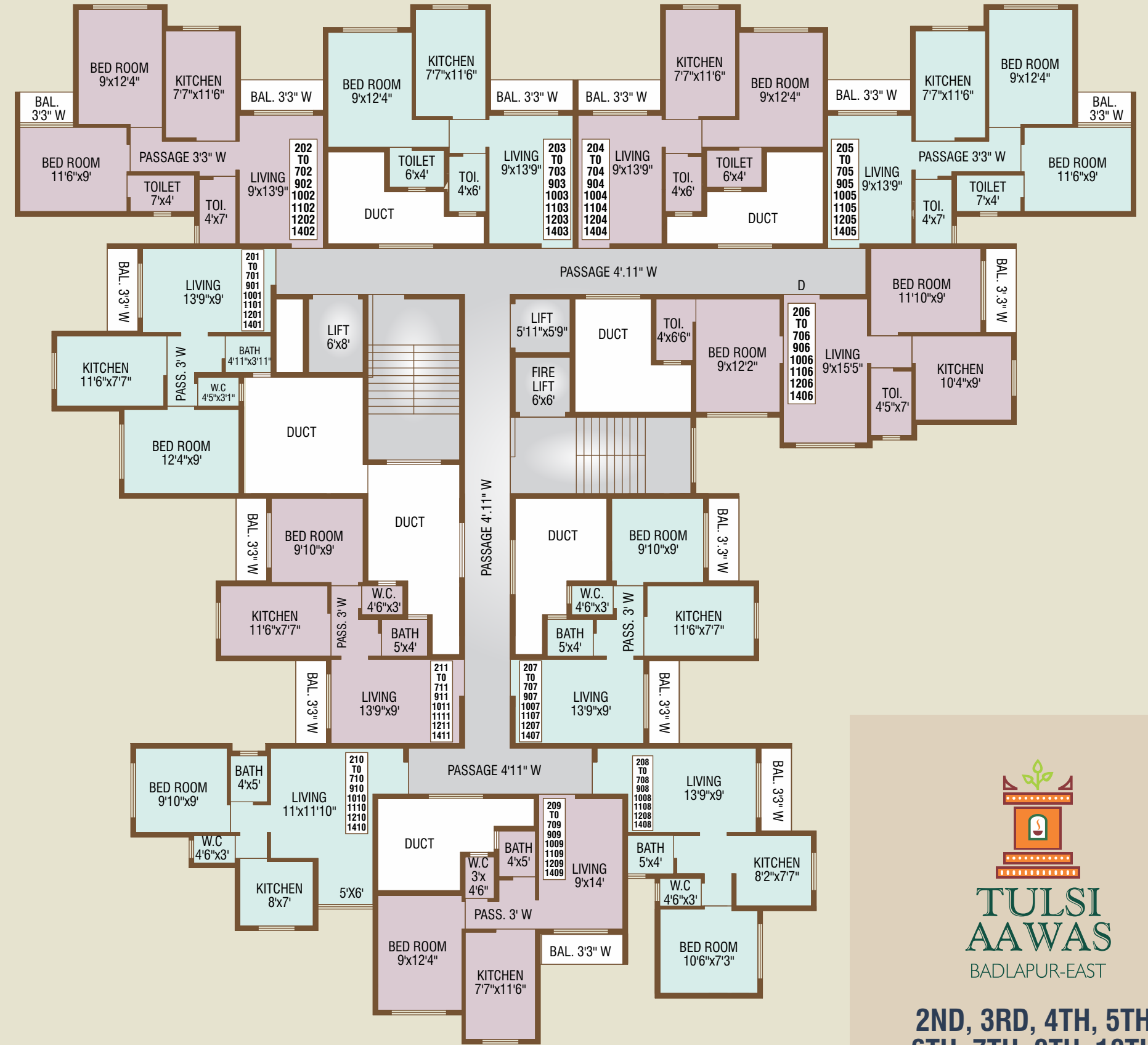
THE MASTERPLAN




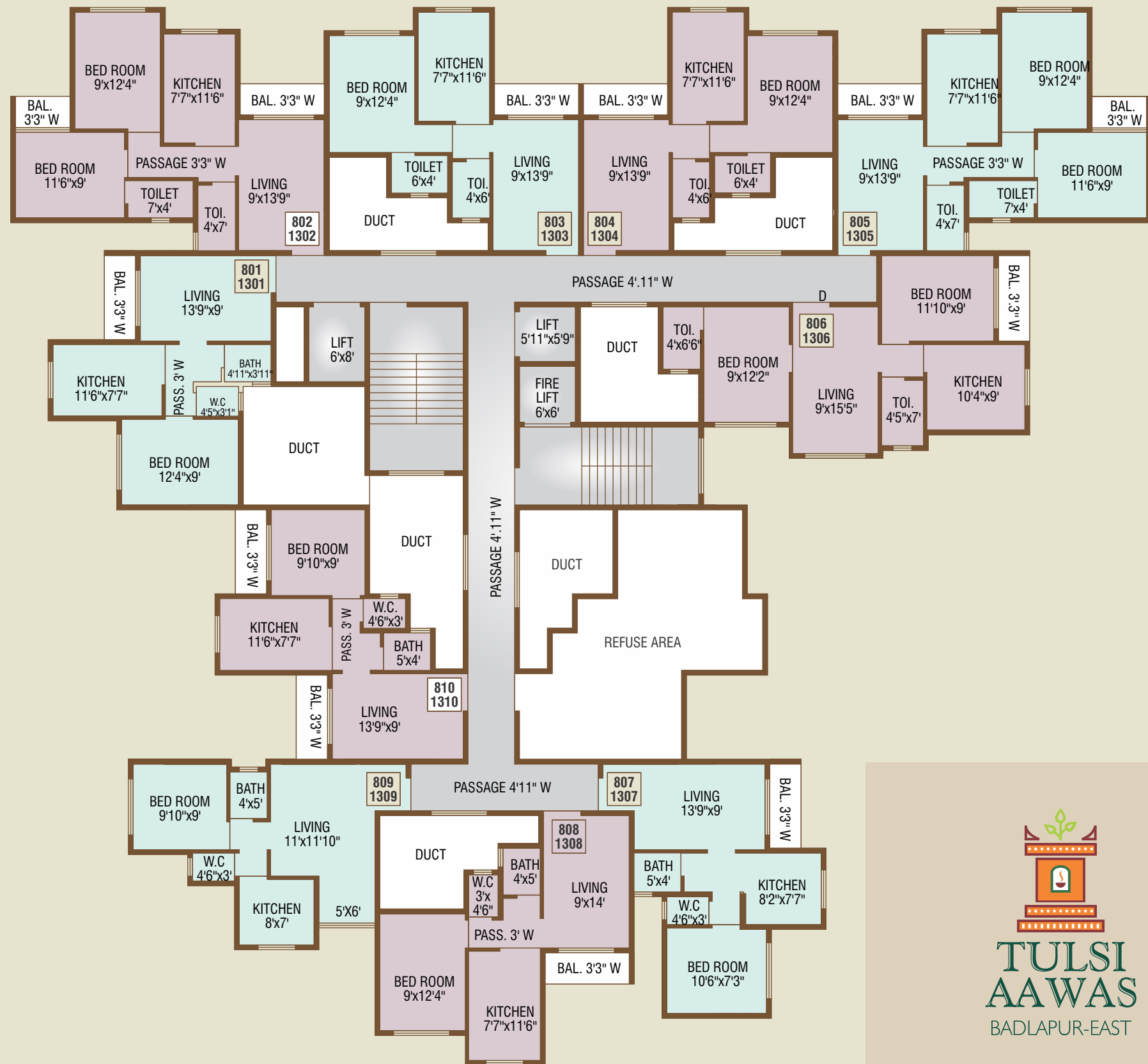
GROUND FLOOR PLAN



FIRST FLOOR PLAN



**2ND, 3RD, 4TH, 5TH,
6TH, 7TH, 9TH, 10TH,
11TH, 12TH & 14TH FLOOR**



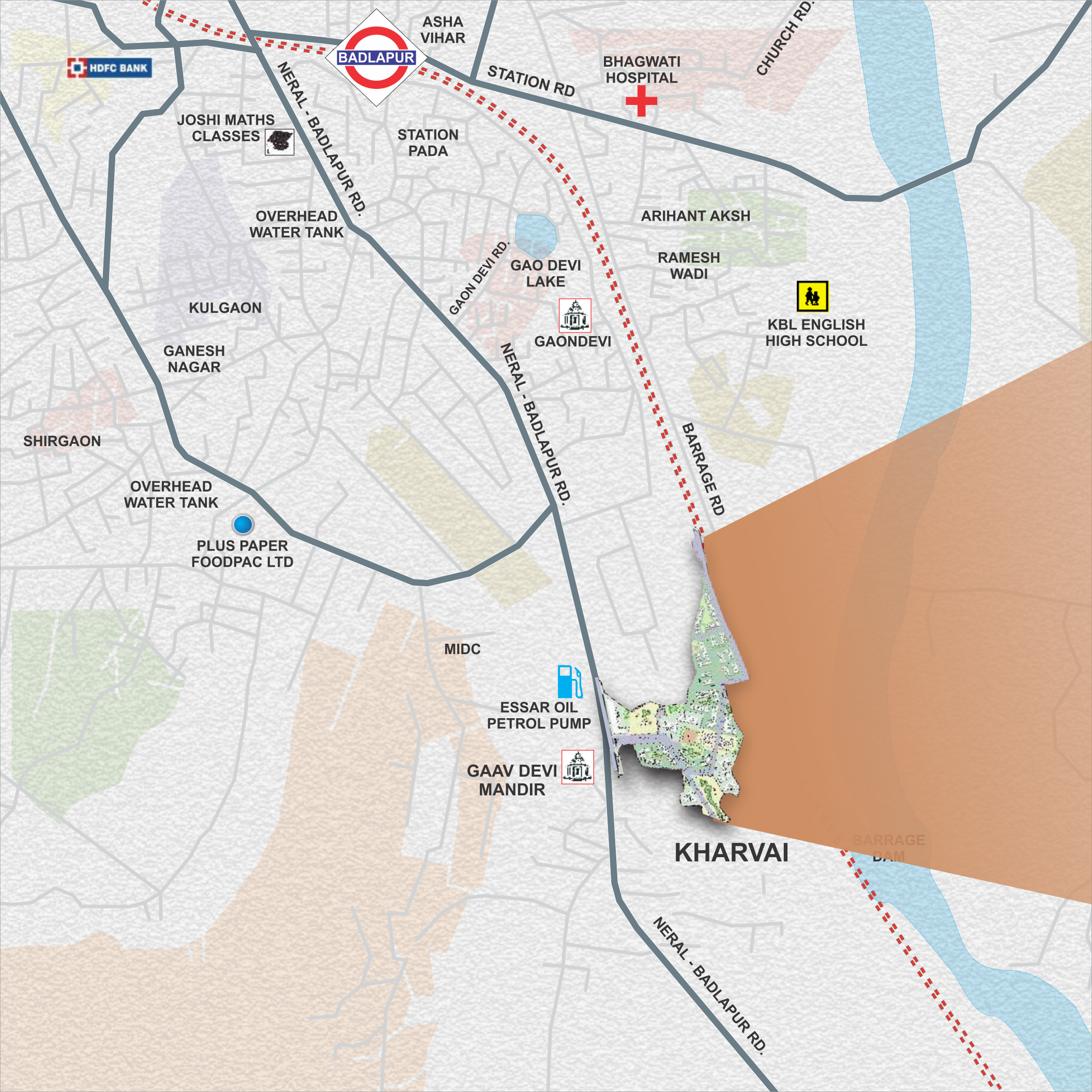
EIGHTH & THIRTEEN FLOOR PLAN



TULSI AAWAS
BADLAPUR-EAST

SPECIFICATIONS

- Earthquake Resistance RCC Structure.
- Granite Kitchen Platform With Stainless Steel Sink.
- Full Height Glazed Tiles in Kitchen. • Decorative Cornices in POP in Living.
- External Paint with Acrylic Paint. • Distemper Paint on Internal Wall.
 - Full Dado in Bathroom & W.C.
- Concealed Copper Wiring With Adequate Electric Points.
 - Advanced Fire Fitting & Detection System
 - Vitrified Flooring in All Rooms
- Concealed Plumbing with Good Quality C.P. Fitting & Sanitary ware.
 - Aluminum Powder Coating Slide Window.
 - Well Designed Lift Lobbies.
 - Branded Lift With Power Backup.
- CCTV Camera. • Landscaped Garden
- Children's Play Area • Jogging Track
- Uniquely Designed Elevation



THE EVOLUTION OF CITY LIFE

