

 **primrose**
AN ISO 9001:2008 CERTIFIED COMPANY

RYNE

2/3/4 BHK APARTMENTS
EXPRESSWAY, G. NOIDA



*The island of serenity
with myriad hues of nature*



Open your life
to whiff of fresh air



Ensnconced within lush greenery, promoting green living **RYNE**, as its name implies, is epitome of serenity. With River Hindon as its backdrop, it is located on Expressway, Greater Noida and offers a lifestyle that is superbly soothing. With Noida and Delhi only few minutes drive away, **RYNE** is a retreat from the maddening cities.

- Every apartment is either 3 side or 2 side open
- Spectacular view of River Hindon

 primrose
RYNE
The island of serenity



Actual Artistic View

Luxury Features

CLUB FEATURES

- Personal care Sauna, Steam, Jacuzzi & Spa centre
- Air-conditioned saloon and beauty parlour
- Air-conditioned gymnasium with modern equipment and music system
- Swimming pool with separate kids pool

APARTMENT FEATURES

- Designer Flooring
- Two high speed lifts for three flats cluster

CAMPUS FEATURES

- Water softening plant with 24 hours water supply
- DG power backup, Rain water harvesting
- Jogging track, party lawn, badminton court etc.
- Wi-fi enabled complex

SECURITY FEATURES

- 3 Tier security
- CC TV and Intercom
- Remote viewing through Internet



Actual Artistic View



A paradise set amidst nature. With chirping birds for company and foliage to soothe nerves, here you live close to nature. Changing seasons acquire new meaning as you watch the divine interplay of magical ambiance. The towering structure of **RYNE** is not just a symphony in brick, mortar and concrete but is also in total harmony with the surrounding landscape.

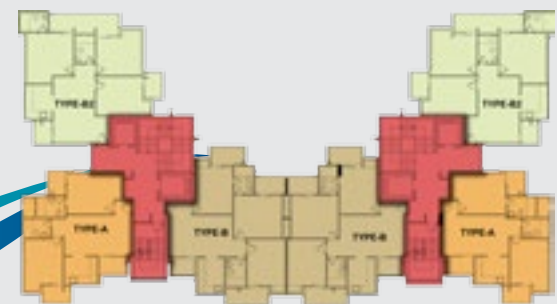
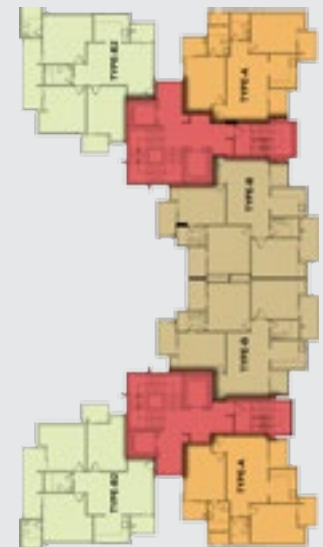
- Earthquake resistant R.C.C. framed structure in accordance with norms
- First developer to incorporate piling foundation and podium landscape in the area

 **primrose**
RYNE
The island of serenity



LAYOUT PLAN

GH-06A, CHI-V
Expressway, G.Noida



Specifications

STRUCTURE

- Earthquake resistant R.C.C. framed structure in accordance with norms

DOORS AND WINDOWS

- Wooden door frames. Main door of panelled Ghana or equivalent teak with brass/SS fittings
- Prelaminated flush doors/skin moulded shutters
- All external doors and windows of powder-coated aluminium

FINISHES

- Internal wall painted with pleasing shades of Plastic Emulsion
- Permanent weather coated heat reflective texture paint or equivalent on external walls
- Glazed/Ceramic tiles upto 7 ft. height, wash basin, EWC, towel rail and other accessories in toilets
- Pre-polished granite platform with stainless steel sink, dado up to 2"-0" height above platform in ceramic glazed tiles

ELECTRICAL

- Modular switches and sockets
- Copper wiring, optical fiber cable
- Lights and fans in every room
- Provision for A.C. in every room

FIRE FIGHTING


- Fire Fighting arrangements as per norms

FLOORING

- Designer floor tiles in drawing & dining areas
- Vitrified tiles in bed rooms
- Anti-skid ceramic tiles in kitchen and toilets
- Ceramic tiles in balconies
- Marble/Kota stone in corridors, staircase and lobbies

Experience
all round serenity





At **RYNE** peace reigns supreme. Designed with contemporary needs in mind while offering classical lifestyle, it is a perfect place to find your moorings after a hectic day at work. No doubt you will look forward to spending much of your time with your family here. What's more even your friends will find excuses for coming to **RYNE**, such will be the atmosphere here.

- **Wooden door frames. Main door of panelled Ghana or equivalent teak with brass/SS fittings**
- **Internal wall painted with pleasing shades of Plastic Emulsion**
- **Permanent weather coated heat reflective texture paint or equivalent on external walls**
- **Designer floor tiles in drawing & dining areas**
- **Vitrified tiles in bed rooms**



 **primrose**
RYNE
The island of serenity

TYPE-A

Super Area : 995 Sq. Ft. / 92.44 sq. mtr.



TYPE-B/B1

Super Area: 1260 Sq. Ft. / 117.055 sq. mtr.



Disclaimer : While every attempt has been made to ensure the accuracy of the plans shown, all measurements, positioning, fixtures, fittings and any other data shown are an approximate interpretation for illustrative purposes only and are not to scale. No responsibility is taken for any error, omission, mis-statement or use of data shown. The company reserves the right to make changes in the plans, specifications, dimensions and elevations without any prior notice. 1 sq. mt. = 10.764 sq. ft.

Feel fresh with
enriching lifestyle



Life at **RYNE** will be pure bliss. It is sure to turn each and every moment into joyous occasion. With unmatched amenities and facilities it will epitomize all that constitutes good life. A self-sustaining complex, here you will live close to nature and at the same time enjoy most modern facilities such as clubbing, gymming and swimming among others. So go ahead and elevate your lifestyle at **RYNE**.

- Personal care Sauna, Steam, Jacuzzi & Spa centre
- Air-conditioned saloon and beauty parlour
- Air-conditioned gymnasium with modern equipment and music system
- Swimming pool with separate kids pool



 **primrose**
RYNE
The island of serenity

TYPE-B2

Super Area: 1295 Sq. Ft. / 120.31 sq. mtr.



TYPE-C

Super Area: 1595 Sq. Ft. / 148.18 sq. mtr.



Disclaimer : While every attempt has been made to ensure the accuracy of the plans shown, all measurements, positioning, fixtures, fittings and any other data shown are an approximate interpretation for illustrative purposes only and are not to scale. No responsibility is taken for any error, omission, mis-statement or use of data shown. The company reserves the right to make changes in the plans, specifications, dimensions and elevations without any prior notice. 1 sq. mt. = 10.764 sq. ft.

TYPE-D

Super Area: 1795 Sq. Ft. / 166.76 sq. mtr.

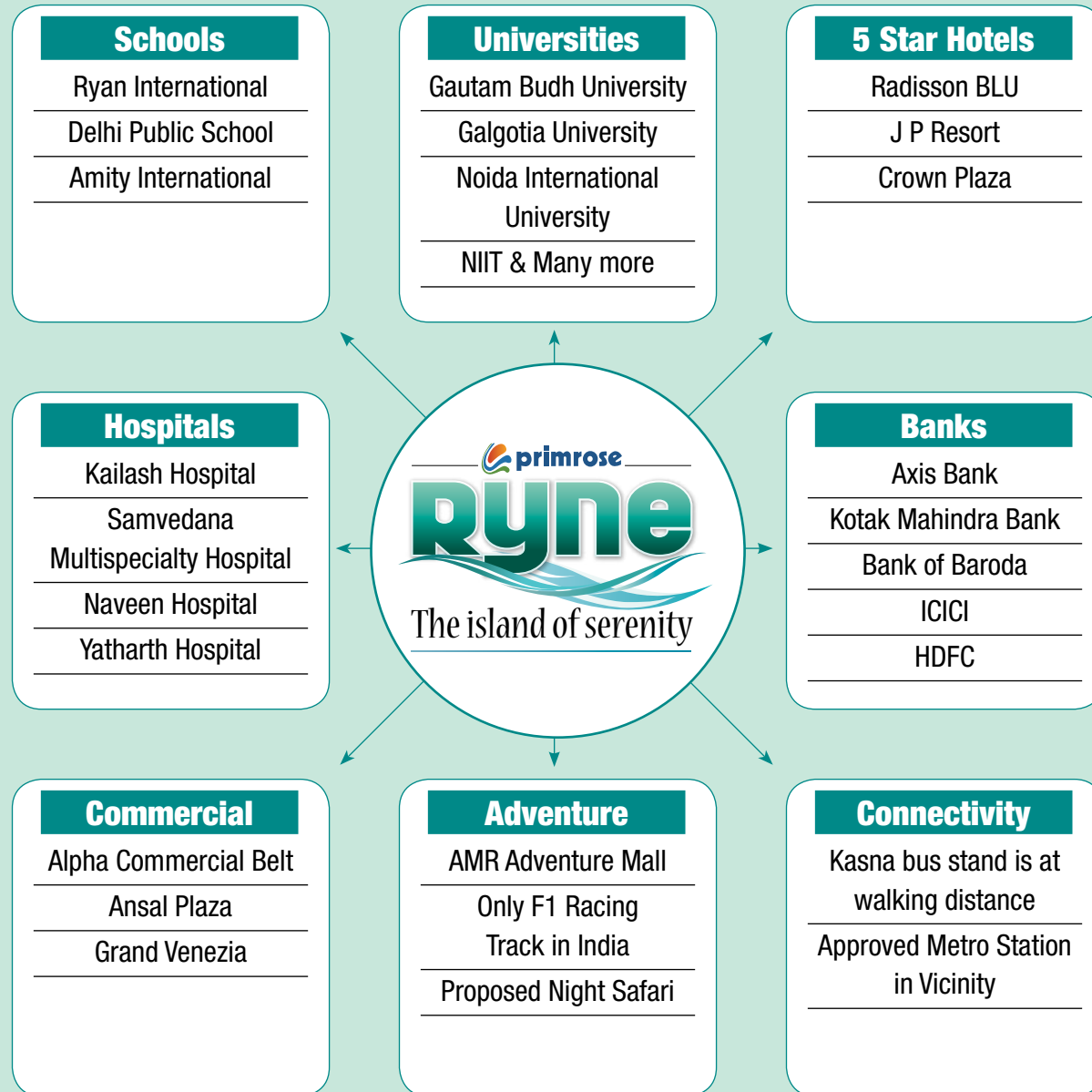


TYPE-E

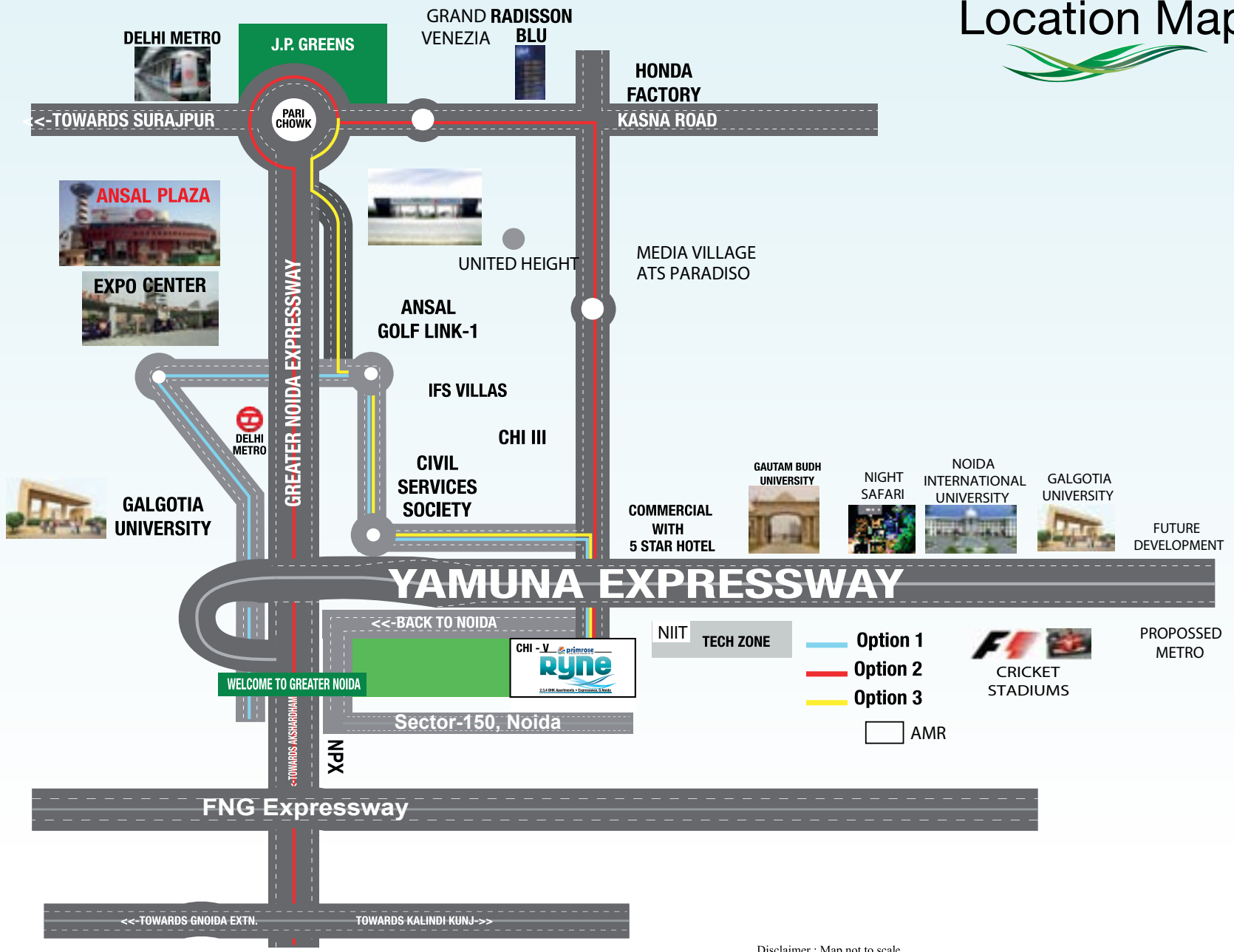
Super Area-2190 Sq. Ft.



Area of Catchment



Location Map



Disclaimer : Map not to scale

Project approved by



PRIMROSE INFRA TECH PVT. LTD.

Corp. Office: H-56, Sector-63, Noida-201301. Mob.: +91-8130888220 / 223

Ph: 0120-4166888, 4336880-86

Site Office: GH-06A, CHI-V, Expressway, Gr. Noida

www.primroseinfra.in | info@primroseinfra.in

Allotment Letter No. PROP/BRS-05/2010-11/456 Dated 30.03.2011 • Possession Certificate No. PROP/BRS/2011/976 Dated 13.10.2011
Sanction Letter No. BP-3023/GH/081/2295 Dated 11.04.2013

sms
RYNE to 56161



Disclaimer : While every attempt has been made to ensure the accuracy of the plans shown, all measurements, positioning, fixtures, fittings and any other data shown are an approximate interpretation for illustrative purposes only and are not to scale. No responsibility is taken for any error, omission, mis-statement or use of data shown. The company reserves the right to make changes in the plans, specifications, dimensions and elevations without any prior notice. 1 sq. mt. = 10.764 sq. ft.

ORANGE DART