



Nirmal



a dream home

A Project by **Akshay Group**



SPECIFICATIONS

RCC

Earthquake Resistant Structure

BRICK WORK

External 6" Thick Bricks - Internal 4/6" Thick Bricks

PLASTER

External Sand Faced Finish - Internal Neru Finish

FLOORING

Vitrified High Gloss Tiles in Entire Flat
Antiskid Tiles in Toilets & Terraces

PAINTING

Superior Wall Finish with Oil Board Paint / Plastic Paint
Superior Quality Acrylic / Ace Paint for External Walls

KITCHEN

Kitchen Platform with Stainless Steel Sink
designers Dado upto 48"

TOILETS

- Designer Glazed Dado Tiles upto 7' heights
- Granite Door Frames for Bathrooms
- Concealed Plumbing with Premium Quality C.P. Fittings
- Provision for Exhaust Fan
- Hot & Cold Mixer in Attach Bathroom

ELECTRIFICATION

- Concealed Copper Wiring with Circuit Breakers
- Cable & Telephone Point in Living & Master Bedrooms
- A/C Points in Attached Bedrooms
- Adequate Electrical Points with Premium Quality Modular Switches
- Separate MCB & ELCB for all Flats
- Electrical Point for Washing Machine

DOORS & WINDOWS

- Decorative Main Door with Exclusive Fittings & Night Latch
- Internal all Flush Doors
- Aluminium Windows with Stainless Steel Mo Mosquito Nets.
- Aluminium Sliding Doors for Terraces at Living Dinning/Bedroom
- Granite Ceil for all Windows.
- Grill for all Windows



AMENITIES



Senior Citizen Sit out



Indoor Games Chess, Carom



Fire Fighting System



Letter Box for Each Flat



Rain Water Harvesting



Intercom Facility



D.G./ Back-up for Lift & Common Areas



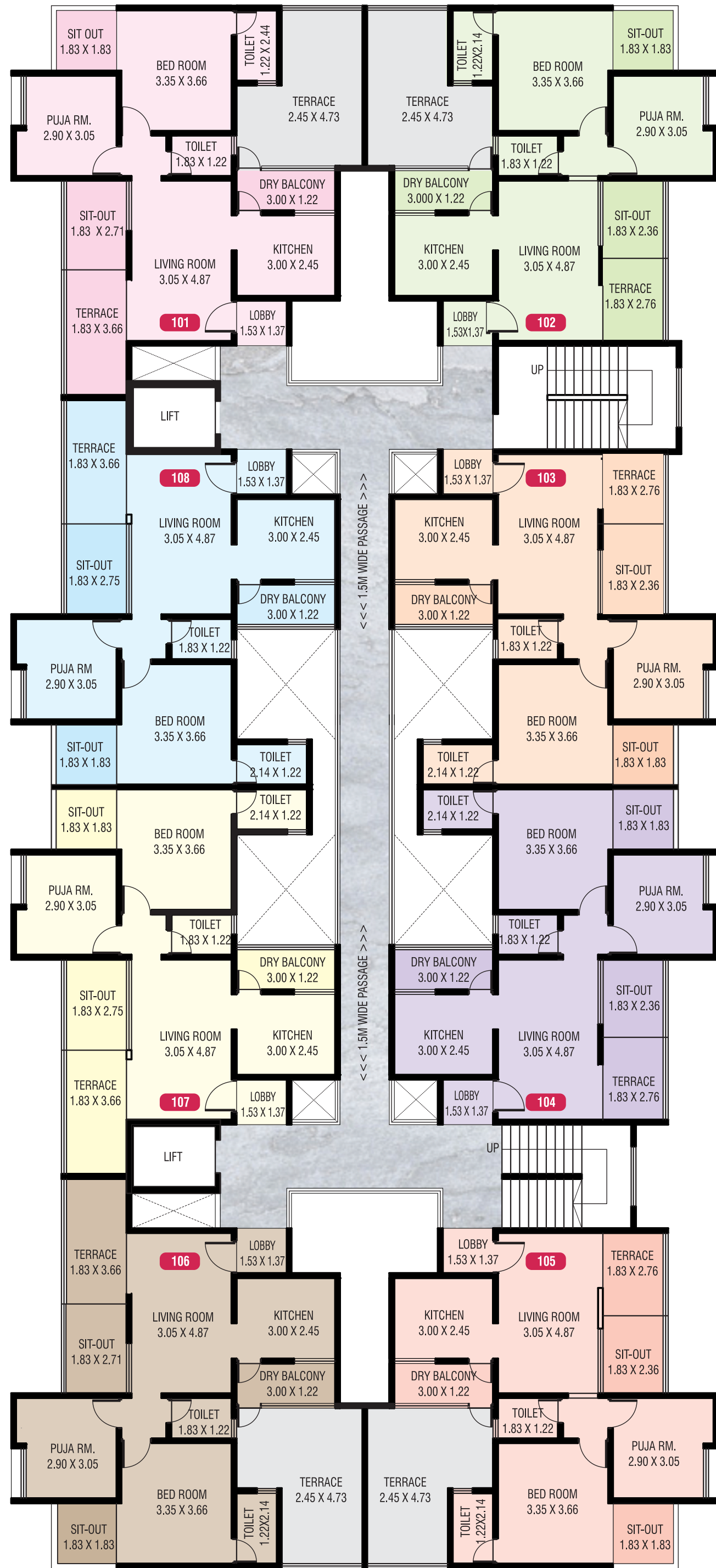
Ample Car parking



Two Lifts for every Floor

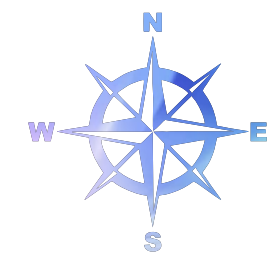


Internal Concrete Road / Paved Roads



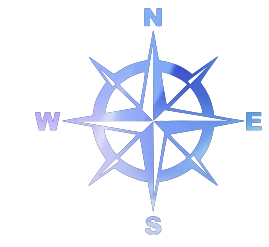
1st Floor Plan

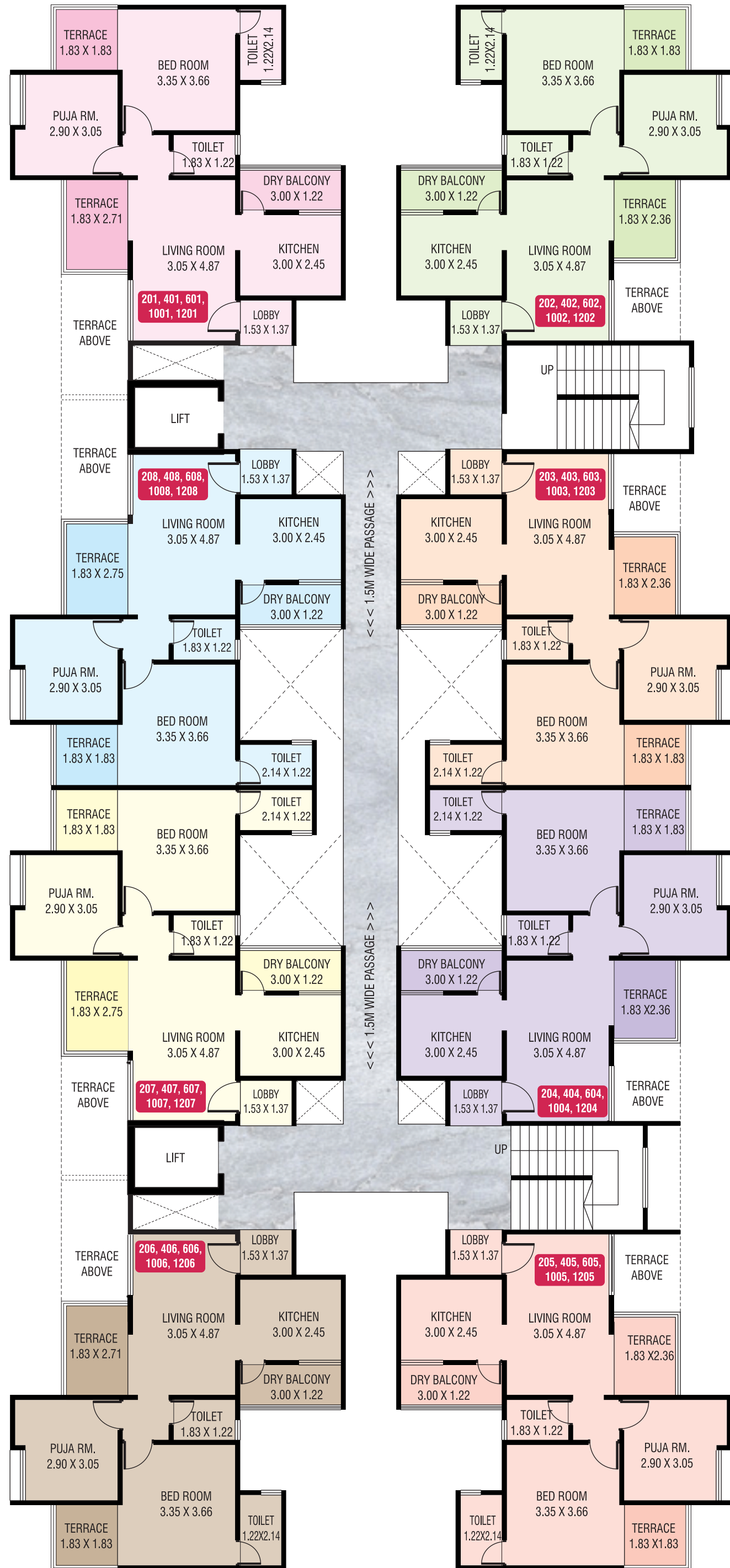
Flat Nos	Flat Carpet Area		Terrace Carpet Area		Dry Balcony		Sit out Carpet Area		Total Carpet Each Unit	
	sq. m.	sq. ft.	sq. m.	sq. ft.	sq. m.	sq. ft.	sq. m.	sq. ft.	sq. m.	sq. ft.
101	57.75	622.00	22.08	238.00	3.63	39.00	8.59	92.05	92.05	992.10
102	57.75	622.00	19.70	213.00	3.63	39.00	7.94	85.02	85.02	907.04
103	56.68	608.00	4.32	46.20	3.63	39.00	7.95	85.50	85.50	913.70
104	56.68	608.00	4.32	46.20	3.63	39.00	7.95	85.50	85.50	913.70
105	57.75	622.00	19.70	213.00	3.63	39.00	7.94	85.02	85.02	907.04
106	57.75	622.00	22.08	238.00	3.63	39.00	8.62	92.08	92.08	994.18
107	56.75	609.00	6.62	71.00	3.63	39.00	8.66	92.66	92.66	981.66
108	56.75	609.00	6.62	71.00	3.63	39.00	8.66	92.66	92.66	981.66



8th Floor Plan

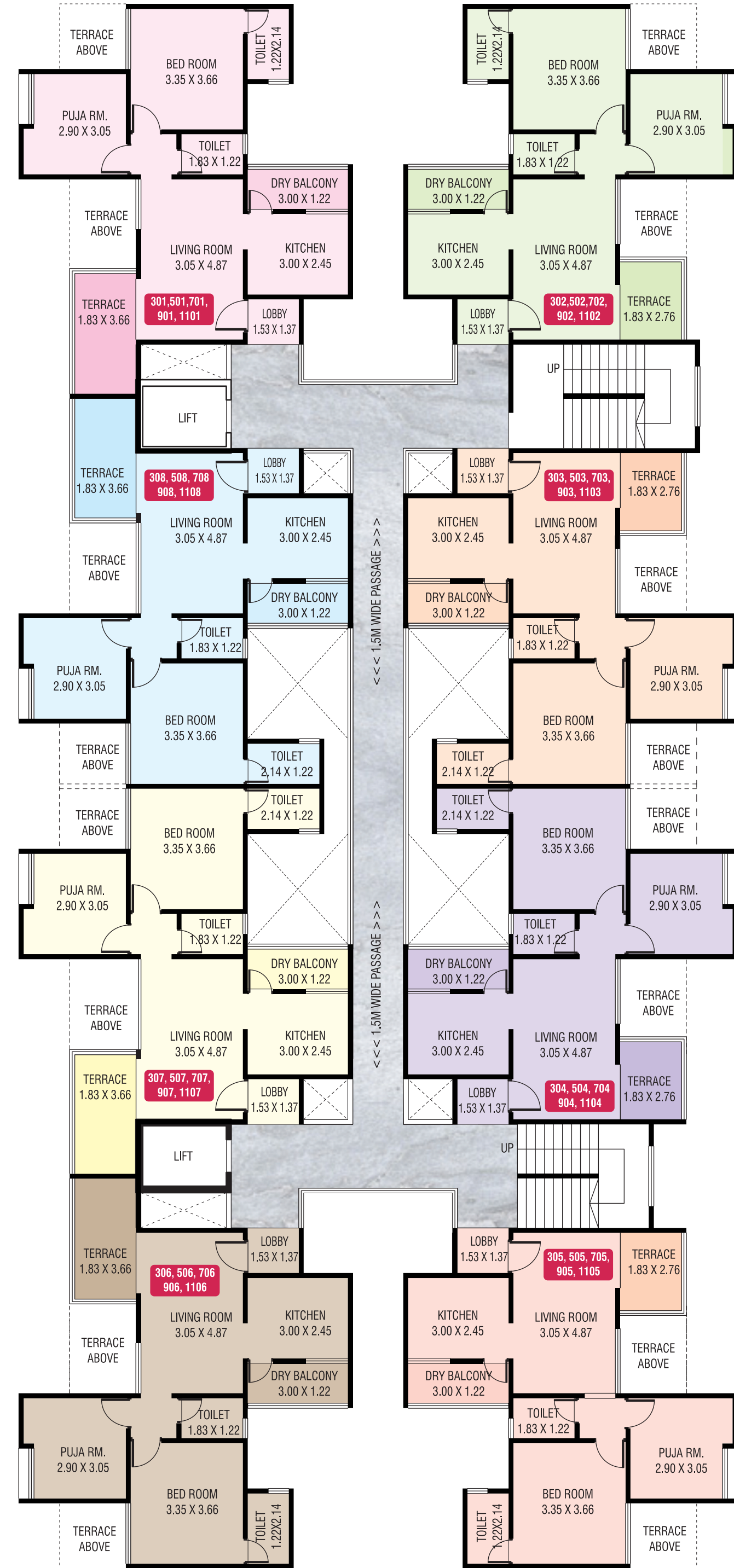

Flat Nos	Flat Carpet Area		Terrace Carpet Area		Dry Balcony		Total Carpet Each Unit	
	sq. m.	sq. ft.	sq. m.	sq. ft.	sq. m.	sq. ft.	sq. m.	sq. ft.
801	56.50	606.00	8.32	89.50	3.63	39.00	68.45	736.95
802	56.45	606.00	7.68	83.00	3.63	39.00	67.76	727.76
803	39.90	428.00	4.32	46.20	3.63	39.00	47.85	514.85
804	40.18	432.00	4.32	46.20	3.63	39.00	48.13	517.13
805	56.45	606.00	7.68	83.00	3.63	39.00	67.76	727.76
806	56.50	606.00	8.32	89.50	3.63	39.00	68.45	736.95
807	56.37	603.00	8.39	90.20	3.63	39.00	68.39	733.39
808	56.37	603.00	8.39	90.20	3.63	39.00	68.39	733.39






2nd, 4th, 6th, 10th & 12th Floor Plan

Flat Nos	Flat Carpet Area		Terrace Carpet Area		Dry Balcony		Total Carpet Each Unit	
	SQ. M.	SQ. M.	SQ. M.	SQ. M.	SQ. M.	SQ. M.	SQ. M.	SQ. M.
201 / 401 / 601 / 1001 / 1201	56.50	8.32	3.63	68.45	3.63	67.76	67.76	67.76
202 / 402 / 602 / 1002 / 1202	56.45	7.68	3.63	67.62	3.63	67.62	67.62	67.62
203 / 403 / 603 / 1003 / 1203	56.31	7.68	3.63	67.62	3.63	67.62	67.62	67.62
204 / 404 / 604 / 1004 / 1204	56.45	7.68	3.63	67.62	3.63	67.62	67.62	67.62
205 / 405 / 605 / 1005 / 1205	56.45	8.32	3.63	68.45	3.63	68.39	68.39	68.39
206 / 406 / 606 / 1006 / 1206	56.50	8.39	3.63	68.39	3.63	68.39	68.39	68.39
207 / 407 / 607 / 1007 / 1207	56.37	8.39	3.63	68.39	3.63	68.39	68.39	68.39
208 / 408 / 608 / 1008 / 1208	56.37	8.39	3.63	68.39	3.63	68.39	68.39	68.39



3rd, 5th, 7th, 9th & 11th Floor Plan

Flat Nos	Flat Carpet Area		Terrace Carpet Area		Dry Balcony		Total Carpet Each Unit	
	SQ. M.	SQ. M.	SQ. M.	SQ. M.	SQ. M.	SQ. M.	SQ. M.	SQ. M.
301 / 501 / 701 / 901 / 1101	55.52	6.69	3.63	65.84	3.63	64.26	64.26	64.26
302 / 502 / 702 / 902 / 1102	55.58	5.05	3.63	64.12	3.63	64.12	64.12	64.12
303 / 503 / 703 / 903 / 1103	55.44	5.05	3.63	64.12	3.63	64.12	64.12	64.12
304 / 504 / 704 / 904 / 1104	55.58	5.05	3.63	64.26	3.63	65.84	65.84	65.84
305 / 505 / 705 / 905 / 1105	55.52	6.62	3.63	65.70	3.63	65.70	65.70	65.70
306 / 506 / 706 / 906 / 1106	55.38	6.62	3.63	65.63	3.63	65.63	65.63	65.63
307 / 507 / 707 / 907 / 1107	55.38	6.62	3.63	65.63	3.63	65.63	65.63	65.63
308 / 508 / 708 / 908 / 1108	55.38	6.62	3.63	65.63	3.63	65.63	65.63	65.63






MAHA RERA Reg. No.:
P52100021928

Credits

Architect
Mr. Jay Aeram

R.C.C. Consultants
Mr. Santosh Patil

Legal Advisors
Adv. Avinash Kothari



Prathmesh Promoters Co.

An ISO 9001:2015 Certified

Site Address : Srv. No. 35, Gokul Nagar, Katraj, Pune

Head Office : 2007, Sadashiv Peth, Dadhe - Ruikar House,
Tilak Road, Pune - 411030.

T : +91 20 24478086

E : akshaygrouppune@yahoo.in

W : www.akshaygrouppune.com