




supertech  
**CAPELUXE**  
  
SECTOR-74, NOIDA





## **TOWERING LIFESTYLE IN AN AFFLUENT NEIGHBOURHOOD**

Find condominium homes that spill the classic good taste of luxury. Spread in green landscape complimenting 50 acres of joyful neighbourhood, it is a place where peace of mind comes first.





**MY EVER ACCESSIBLE  
ADDRESS CAPELUXE**



Strategically located at sector 74, Noida, at Capetown, a world-class infrastructure awaits your family. Enjoy here, pollution free air due to zero pollution industries.





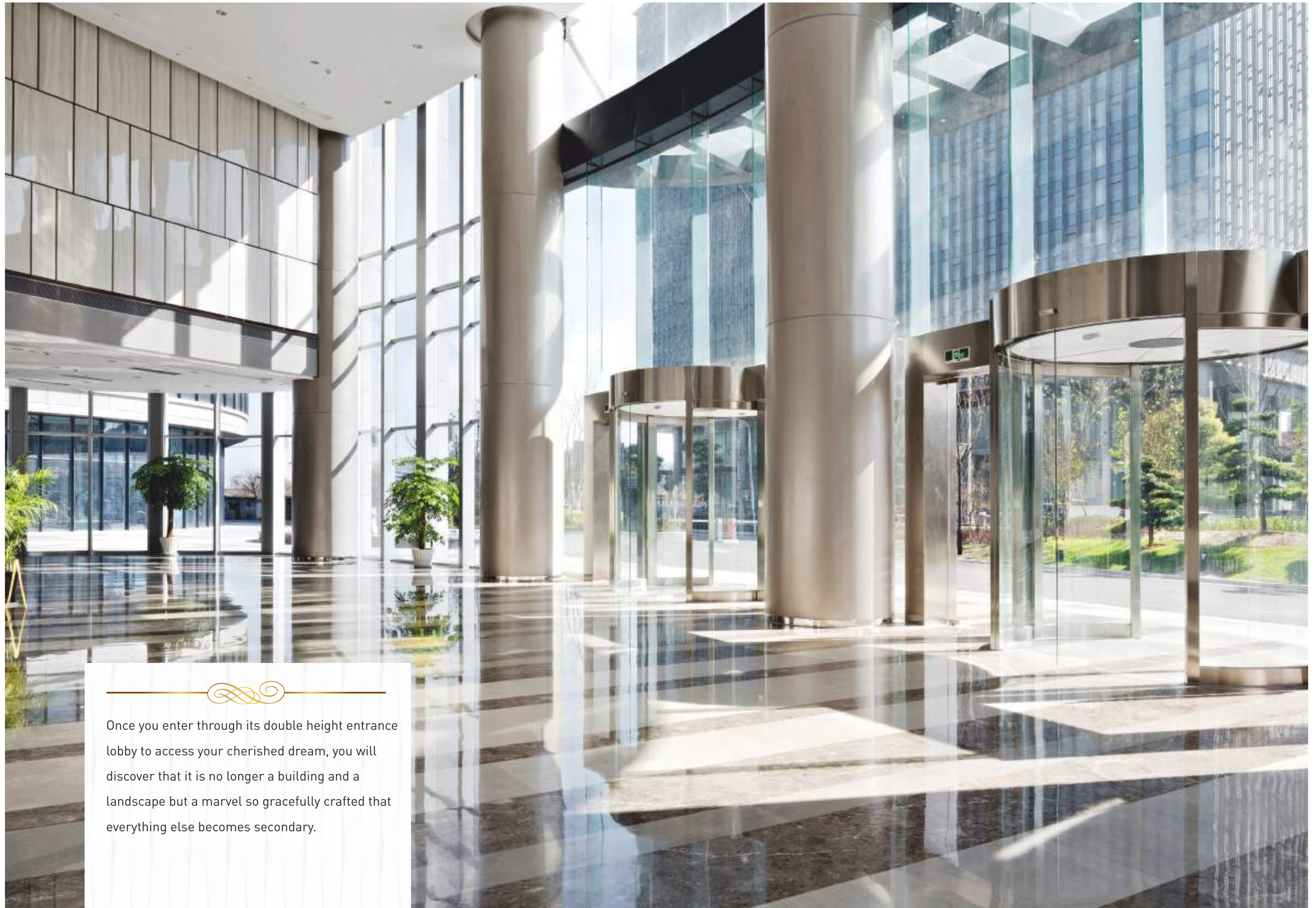
**MY STUNNING SPACE.  
CAPELUXE**




At Capeluxe, a clutch of expert architects have given their focused attention to miniscule details and left no stone unturned to create aesthetically rich interiors that symbolize high-profile living to the core.







—  —  
Once you enter through its double height entrance lobby to access your cherished dream, you will discover that it is no longer a building and a landscape but a marvel so gracefully crafted that everything else becomes secondary.





SEPARATE POOLS FOR KIDS AND ADULTS

## CLUB AMENITIES



The Clubhouse at Capeluxe has been created with emphasis on exclusivity, luxury and privacy.





- Squash Court
- Double Height Badminton Court
- Pool Table
- Yoga/Meditation Hall
- Gymnasium
- Table Tennis Court
- Board Games Room
- Swimming Pool
- Kid's Pool
- Jacuzzi
- Pool Deck

INDEPENDENT POOLS PRIVATE MOMENTS



# LOCATION MAP





# SITE PLAN





# SITE PLAN



## LEGEND:

- 1. Water Feature
- 2. Zen Garden
- 3. Lawn
- 4. Kid's Play Area
- 5. Sculpture Court
- 6. Pathway And Jogging Track
- 7. Seating Plaza and Trellis
- 8. Club
- 9. Flower Beds
- 10. Pool Deck
- 11. Kid's Pool
- 12. Main Pool
- 13. Earth Mounds and Trees
- 14. Juice Bar
- 15. Jacuzzi
- 16. Kiosk
- 17. Pavillion
- 18. Chess Plaza
- 19. Palm Court
- 20. Club Entry
- 21. Internal Court

### FLAT TYPOLOGY

Tower Name	Unit
CB-5	1395 sq.ft
CS-11	1595 sq.ft
CB-6	1395 sq.ft



Tower CB 5  
**UNIT PLAN**  
 GROUND FLOOR PLAN



AREA	SQ.FT.	SQ.MT.
RERA CARPET AREA	816.23	75.83
UNIT BUILT UP AREA	1083	100.57
BALCONY AREA	192.25	17.86
SUPER AREA	1395	129.59

3 BHK + 2 TOILETS (UNIT AREA-1395 SQ.FT)



Tower CB 5  
**CLUSTER PLAN**  
 TYPICAL FLOOR PLAN





Tower CS 11  
**UNIT PLAN**  
 GROUND FLOOR



AREA	SQ.FT.	SQ.MT.
RERA CARPET AREA	967.68	89.90
UNIT BUILT UP AREA	1250.0	116.08
BALCONY AREA	196.55	18.26
SUPER AREA	1595	148.18

**3 BHK + 3 TOILETS (UNIT AREA-1595 SQ.FT)**



Tower CS 11  
**CLUSTER PLAN**  
 TYPICAL FLOOR PLAN



ROAD SIDE  
 TYPICAL FLOOR PLAN  
 TOWER- CS-11  
 (2B+P+24 FLOOR)



Tower CB 6  
**UNIT PLAN**  
 GROUND FLOOR PLAN



AREA	SQ.FT.	SQ.MT.
RERA CARPET AREA	816.23	75.83
UNIT BUILT UP AREA	1083	100.57
BALCONY AREA	192.25	17.86
SUPER AREA	1395	129.59

3 BHK + 2 TOILETS (UNIT AREA-1395 SQ.FT)



Tower CB 6

# CLUSTER PLAN

TYPICAL FLOOR PLAN





# SPECIFICATIONS

CAPLUXE TOWERS		
AREA	LOCATIONS	SPECIFICATIONS
STRUCTURE		Earthquake resistant,RCC framed structure
DINING / DRAWING	FLOOR	Vitrified Tiles
	WALLS	Gypsum Plaster with plastic emulsion paint
	CEILING	OBD with Design Elements
MASTER BED ROOM	FLOOR	Vitrified Tiles
	WALLS	Gypsum Plaster with plastic emulsion paint
	CEILING	OBD with Design Elements
	WARDROBES	Wooden Wardrobes with Laminate finish
OTHER BED ROOM'S	FLOOR	Vitrified Tiles
	WALLS	Gypsum Plaster with plastic emulsion paint
	CEILING	OBD
	WARDROBES	Wooden Wardrobes with Laminate finish
DOORS & WINDOWS	ENTRANCE / INTERNAL -DOORS	8 ft. High Hard Wood Frame & Veneer Finished Flush Shutter
	EXTERNAL DOORS & WINDOWS	UPVC
TOILETS	FLOORS	Anti-Skid Ceramics Tiles
	WALLS	Ceramics Tiles
	CEILINGS	Grid Ceilings
	FITTINGS / FIXTURES	C.P.Fittings of Jaguar or Equivalent,Chinaware of Hindware or Equivalent
KITCHEN	FLOORS	Combination of Anti-Skid ceramics tiles/Vitrified Tiles
	WALLS	Designer ceramics tiles upto 2ft above counter
	CEILINGS	OBD
	COUNTER TOP	Granite Working Platform
	WOODWORK	Modular WoodWork
	FIXTURES	Sink Mixture,Single Bowl with Drain Board Stainless Steel Sink,Individual RO system
BALCONY	FLOOR	Anti-Skid ceramics tiles
	WALLS & CEILING	Acrylic Emulsion Paints
	CEILINGS	OBD
	RAILING	MS Designer Railing
GENERAL	COMMUNICATION	TV and Telephone points
	POWER BACK-UP	Provision of power back-up for common essential services and apartments
	ELECTRICAL	Modular Sheet & Switches ,Copper Wiring & PVC Concealed Conduit,Provision For Adequate Light & Power Points
	EXTERIOR FINISH	Cement Plaster with Texture Paint



supertech  
**CAPELUXE**  
SECTOR - 74, NOIDA



Site Address: Plot No. GH-01, Sector-74, Noida.  
Supertech limited: Supertech Limited House, B 28-29, Sector 58, Noida.  
[www.supertechlimited.com](http://www.supertechlimited.com) | UPRERAPRJ17551

**Legal Disclaimer:** All contents of this document with respect to flat/unit of Supertech's project is subject to The Real Estate (Regulation and Development) Act 2016, rules framed thereunder and implementation, thereof."  
\*Conditions apply. All buildings, information, specification, etc. are tentative and subject to variation and modification by the company or the competent authorities sanctioning such plans. Images are for representative purpose only. \*1 sq. mtr. is equal to 10.764 sq. ft. and 1 sq. mtr. is equal to 1.196 sq. yd. Note: The details of approvals may be seen in our office.